



Crown  
Heritage®







3404 & 3700 Balusters  
and 4097 Box Newel

# TABLE OF CONTENTS

|                                       |       |   |       |
|---------------------------------------|-------|---|-------|
| Quick Reference Guide . . . . .       | 4-5   | Box Newels . . . . .  | 40-47 |
| Euro-Slim Tubes . . . . .             | 6-7   | Stain Grade Box Newels . . . . .                                  | 40-41 |
| Cable and Aluminum Railings . . . . . | 8-15  | Primed Box Newels . . . . .                                       | 40-42 |
| Cable-Flex Series . . . . .           | 8-9   | Design Your Own Box Newels . . . . .                              | 44-45 |
| 102 Series . . . . .                  | 10    | Box Newel Accessories . . . . .                                   | 46-47 |
| 224 Series . . . . .                  | 11    | New England . . . . .   | 48-49 |
| 200 Surface Mount . . . . .           | 12    | Sierra . . . . .  | 50-51 |
| 200 Fascia Mount . . . . .            | 13    | Williamsburg . . . . .  | 52    |
| 250 Surface Mount . . . . .           | 14    | Jefferson . . . . .   | 53    |
| 250 Rail Components . . . . .         | 15    | 1800s . . . . .   | 54-55 |
| Handcrafted Forged Iron . . . . .     | 16-35 | Carolina . . . . .  | 56-57 |
| Forged Iron Finish Options . . . . .  | 17    | Hampton . . . . .   | 58-59 |
| Forged Iron Collections . . . . .     | 18-33 | Colonial . . . . .  | 60-61 |
| Palermo . . . . .                     | 18-19 | Craftsman . . . . .   | 62-63 |
| Hollow Knee-Wall Balusters . . . . .  | 20    | Custom Products . . . . .   | 64-67 |
| Extra Large . . . . .                 | 21    | Fittings & Components . . . . .                                   | 68-76 |
| Sicily . . . . .                      | 22-23 | Fittings . . . . .  | 68-69 |
| Milan . . . . .                       | 24-25 | Handrails . . . . .   | 70    |
| Vicenza . . . . .                     | 26-27 | Shoerails, Wall Rails, Rail Accessories<br>and Rosettes . . . . . | 71    |
| Marsala . . . . .                     | 28    | Treads and Risers . . . . .                                       | 72-73 |
| Roma . . . . .                        | 29    | Starting Steps . . . . .  | 74    |
| Florence . . . . .                    | 30-31 | False Tread Kits, Mouldings,<br>Brackets and Skirtboard . . . . . | 75    |
| Forma . . . . .                       | 32-33 | Accessories & Hardware . . . . .                                  | 76    |
| Iron Components . . . . .             | 34-35 | Stair Part Terms Illustrated & Defined .                          | 78-79 |
| Open Rise Stair Systems . . . . .     | 36-37 | Architecturally Correct Stairways . . . . .                       | 80-83 |
| Spiral Stairways . . . . .            | 38    | Over-the-Post & Post-to-Post Newels . . . . .                     | 81    |
| Hardwood Collections . . . . .        | 39-63 | Over-the-Post Take-off Guide . . . . .                            | 82    |
|                                       |       | Post-to-Post Take-off Guide . . . . .                             | 83    |
|                                       |       | Index . . . . .   | 84-87 |



# IRON BALUSTERS


## PALERMO COLLECTION

Pages 18-19




## XL HOLLOW BALUSTERS

Page 21



## SICILY COLLECTION

Pages 22-23



## MILAN COLLECTION

Pages 24-25



# WOOD BALUSTERS

## NEW ENGLAND COLLECTION

Page 48




## SIERRA COLLECTION

Page 50



## WILLIAMSBURG COLLECTION

Page 52



## JEFFERSON COLLECTION

Page 53



## 1800s COLLECTION

Page 54



# NEWELS

## NEW ENGLAND COLLECTION

Page 49

## SIERRA COLLECTION

Page 51

## WILLIAMSBURG COLLECTION

Page 52

## JEFFERSON COLLECTION

Page 53

## 1800s COLLECTION

Page 55

## CAROLINA COLLECTION

Page 57

## HAMPTON COLLECTION

Page 59

## COLONIAL COLLECTION

Page 61





VICENZA  
COLLECTION

Pages 26-27



MARSALA  
COLLECTION

Page 28



ROMA  
COLLECTION

Page 29



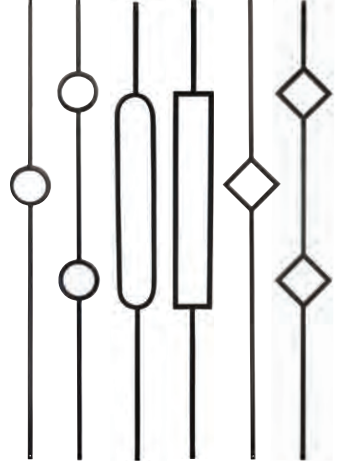
FLORENCE  
COLLECTION

Pages 30-31



FORMA  
COLLECTION

Page 32-33



CAROLINA  
COLLECTION

Page 56



HAMPTON  
COLLECTION

Page 58




COLONIAL  
COLLECTION

Page 60



CRAFTSMAN  
COLLECTION

Page 62



CRAFTSMAN  
COLLECTION

Page 63



STAIN GRADE AND  
PRIMED BOX NEWELS

Page 40-47



# EURO-SLIM TUBES

HOLLOW ROUND  
TUBES FEATURE  
A THIN PROFILE  
FOR AN ELEGANT  
FINISH





# CONTEMPORARY


TOUCH TO A TRADITIONAL DESIGN




SLIM DESIGN PROVIDES  
AN ALTERNATIVE TO OTHER  
HORIZONTAL OPTIONS



8FT. LENGTHS FOR  
CUSTOM JOBSITE CUTS



MULTIPLE APPLICATIONS FOR  
HORIZONTAL AND A VERTICAL  
CONTEMPORARY LOOK



FAST AND EASY INSTALLATION  
SATIN BLACK POWER COAT FINISH  
TUBES MEASURE 5/8 IN. X 8 FT.



# CABLE-FLEX SERIES

## INSIDE MOUNT SYSTEM

### SWAGELESS

(Swāj-less)

What does swage mean?

Swage means to attach a metal fitting onto the cable either by tool or mechanically at the factory. None of this is required in a swageless system. Swageless fittings are used with bulk cable. The cable is cut to length, then inserted into the fitting. The fittings contain a locking wedge system that grabs and locks the cable, making installation quick and easy.

Why swagless?

- Mix and match fittings to accommodate your design needs.
- Cut to exact length, less waste. Also, more room for error if you mis-cut.

Cable Spools available in:  
100' (#4909100)  
500' (#4909500)





# FITTINGS & TOOLS

Available in level spans or stairways. Each section requires at least one tension fitting. All fittings available in single or 10 packs.



Level Tension End  
(#3058)



Level Non-Tension  
(#3059)



Stair Tension  
(#3056)



Stair  
Non-Tension  
End  
(#3057)



Installation Kit  
(#3053FLX)

Includes:  
Push lag driver (#3054)  
Release Keys (#3066)  
(Also Sold Separately)  
Wrenches  
Drill Bits



Cable  
Cutters  
(#3068)

Note: Cable fittings not shown at actual size.

# CABLE-102 SERIES

## OUTSIDE MOUNT SYSTEM



### FITTINGS & TOOLS

3" THREADED STUD  
COMPLETELY CONCEALED  
INSIDE THE POST



- Budget friendly option
- Traditional stud system design
- All caps are included in kit
- Includes stud bushing to speed installation
- Cable kit lengths available in 5', 10', 15', 20', 25', 30', 40' and 50'



102 / 224 Installation Kit  
(#3053-224)

Includes:  
Cut-off Wheel (#3069)  
Cable Gripping Tool (#3052)  
Release Keys (#3066)  
(Also Sold Separately)  
Wrenches  
Drill Bits



# CABLE-224 SERIES

## OUTSIDE MOUNT SYSTEM



### FITTINGS & TOOLS

CABLE DESIGNED  
SPECIFICALLY FOR  
2-3/8" METAL POST



- Low-profile end caps
- Simple tensioning using only a hex key
- Kit includes washers for both wood and metal installations
- Cable kit lengths available in 5', 10', 15', 20', 25' and 40'



102 / 224  
Installation Kit  
(#3053-224)  
Includes:  
Cut-off Wheel (#3069)  
Cable Gripping Tool  
(#3052)  
Release Keys (#3066)  
(Also Sold Separately)  
Wrenches



# ALUMINUM-200 SURFACE MOUNT OVER THE POST



## ALUMINUM OPTIONS



200 Handrail  
Over-the-Post  
(Available in 20' sections)



400 Handrail  
Over-the-Post  
Allows for adding  
a custom decking  
board as top



Surface Mount  
Base Plate Trim Kit (#0120)  
Optional kit to cover base plate.




Single Corner  
Intermediate  
(#362SC)



Aluminum is available in black,  
silver and bronze.


DID YOU  
KNOW?

A 200 profile rail  
can be attached to a  
wood post using an  
end cap (#0112).





# ALUMINUM-200 FASCIA MOUNT OVER THE POST



200 Handrail Over-the-Post  
(Available in 20' sections)



400 Handrail Over-the-Post  
Allows for adding a custom  
decking board as top

Aluminum is  
available in  
black only.



Black



Fascia Bracket (#0415)  
Required for fascia  
installation



Double Post Corner  
Fascia Bracket (#0416)  
Required for fascia installation



# ALUMINUM-250 SURFACE MOUNT POST TO POST



## RAIL PROFILES



250 Handrail  
Post-to-Post  
(Available in 20' sections)




Connector Block (#0118) 8pk  
Attach a 250 rail to post.



Aluminum is  
available in  
black, silver  
and bronze.



# STAIR COMPONENTS FOR 250 RAILING



Connector Block - Stairs  
(#011812)

Attach a 250 rail to post.  
12" block to easily cut angles.  
Makes up to 10 connections.



Post Fitting (#0412)

Continuous run over  
intermediate post using a  
250 rail.



Post Cap (#0410)

# HANDCRAFTED IRON BALUSTERS



*Pictured here with Satin Nickel balusters  
3700, 3701 and 4086 newel.*



# HANDCRAFTED IRON BALUSTERS

Available in nominal sizes of 12mm = 1/2", 14mm = 9/16", 19mm = 3/4" and 30mm = 1-3/16"

Satin Black



Satin Nickel



Rubbed Copper



Silver Vein



Oil Rubbed Bronze



Ash Gray




AVAILABLE IN  
SIX COLOR FINISHES



# PALERMO COLLECTION









1101 (Solid)  
3101 (Hollow)  
12mm



1102 (Solid)  
3102 (Hollow)  
12mm



1103 (Solid)  
12mm

| Item Number |  Satin Black |  Satin Nickel |  Rubbed Copper |  Silver Vein |  Oil Rubbed Bronze |  Ash Gray |
|-------------|---|--|---|---|---|--|
| 1101        | •   |  | •   | •   |   |  |
| 3101        | •   | •  | •   |   | •   | •  |
| 1102        | •   |  | •   | •   |   |  |
| 3102        | •   | •  | •   |   | •   | •  |
| 1103        | •   |  | •   |   |   |  |
| 1121        | •   |  | •   | •   |   |  |
| 3121        | •   | •  | •   |   | •   | •  |
| 1122        | •   |  | •   | •   |   |  |
| 3122        | •   | •  | •   |   | •   | •  |
| 1190        | •   |  |   |   |   |  |



# PALERMO COLLECTION

Note: Not all images are to scale. | All dimensions in inches unless specified.


3/4" is included in the overall height for the pin tops on the balusters.

## NEWELS



1121 (Solid)  
3121 (Hollow)  
12mm

1122 (Solid)  
3122 (Hollow)  
12mm



1190  
(Solid)  
30mm



1190  
Newel  
detail



Pictured here with Ash Gray balusters 3101 and 3102.




## 36" Iron Balusters

For your convenience 3101, 3102, 3121, 3122 and 3700 profiles are also available in 36" lengths. Ideal for balconies... just unwrap, install and go! Available in Satin Black.


# KNEE WALL BALUSTERS




3101-30 (Hollow)  
12mm



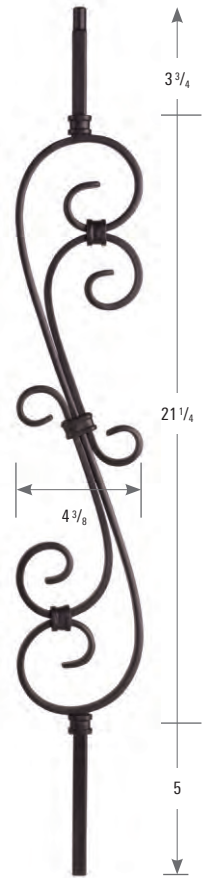
3102-30 (Hollow)  
12mm



3121-30 (Hollow)  
12mm





3122-30 (Hollow)  
12mm



3708-30 (Hollow)  
12mm


30" balusters are designed with tighter dimensions *specifically* for knee walls.

30" balusters are perfect for creating great visual style and alignment in a knee wall installation, while 44" balusters complement traditional landing heights.

| Item Number |  |  |
|-------------|---|---|
|             | Satin Black   | Rubbed Copper   |
| 3101        | •   | •   |
| 3102        | •   | •   |
| 3121        | •   | •   |
| 3122        | •   | •   |
| 3708        | •   | •   |



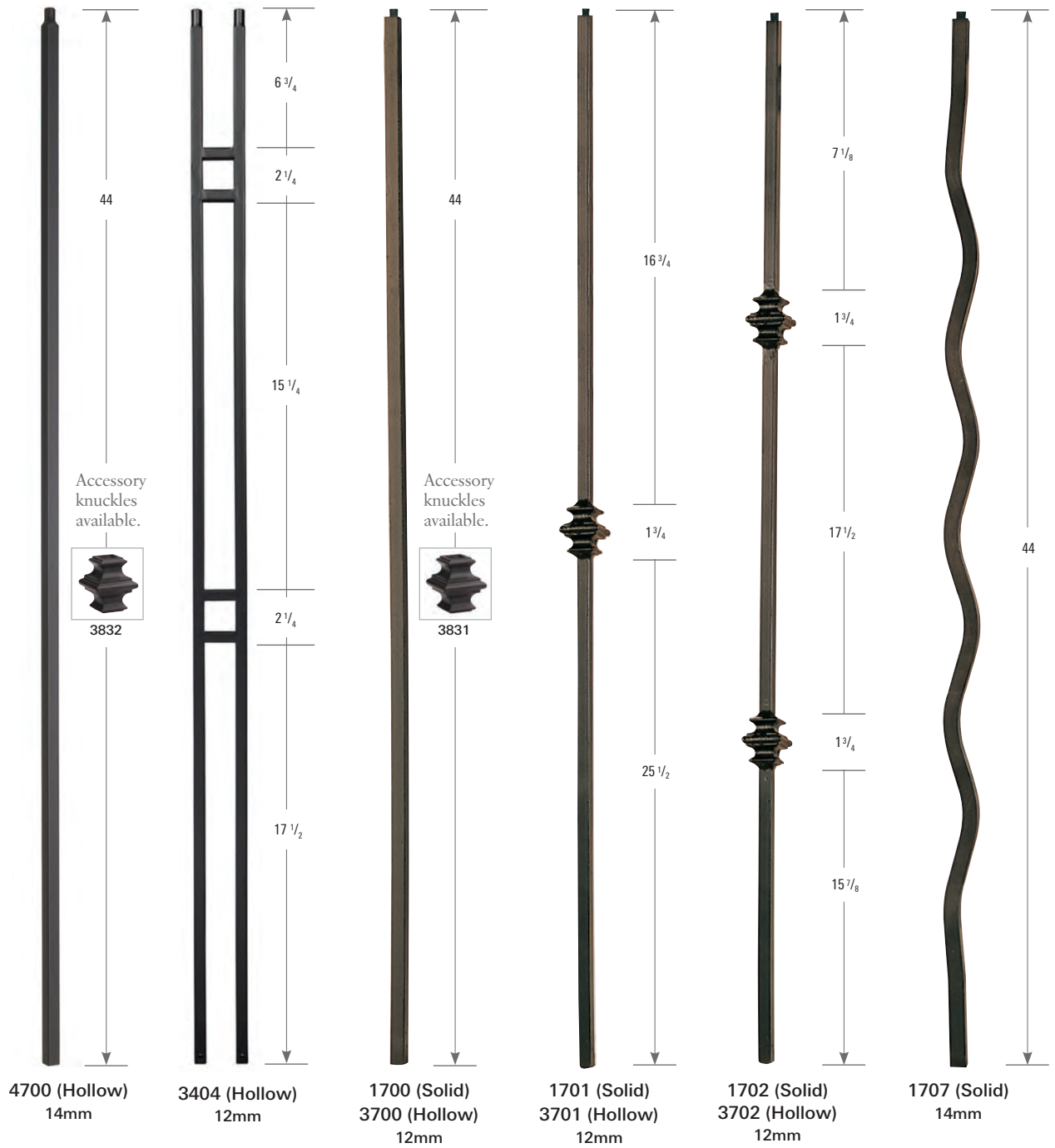
# EXTRA LARGE HOLLOW BALUSTERS









2101 (Hollow) 19mm    2102 (Hollow) 19mm    2121 (Hollow) 19mm    2122 (Hollow) 19mm    2700 (Hollow) 19mm    2701 (Hollow) 19mm    2702 (Hollow) 19mm    2708 (Hollow) 19mm

| Item Number | Satin Black | Rubbed Copper |
|-------------|-------------|---------------|
| 2101        | •           | •             |
| 2102        | •           | •             |
| 2121        | •           | •             |
| 2122        | •           | •             |
| 2700        | •           | •             |
| 2701        | •           | •             |
| 2702        | •           | •             |
| 2708        | •           | •             |

# SICILY COLLECTION



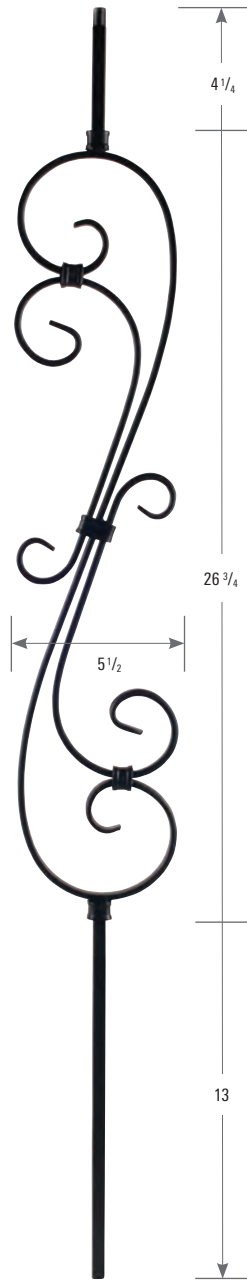
| Item Number |  Satin Black |  Satin Nickel |  Rubbed Copper |  Silver Vein |  Oil Rubbed Bronze |  Ash Gray |
|-------------|---|--|---|---|---|--|
| 4700        | •   |  | •   |   |   |  |
| 3404        | •   |  | •   |   |   |  |
| 1700        | •   |  | •   | •   |   |  |
| 3700        | •   | •  | •   |   | •   | •  |
| 1701        | •   |  | •   |   |   |  |
| 3701        | •   | •  | •   |   | •   | •  |
| 1702        | •   |  | •   |   |   |  |
| 3702        | •   | •  | •   |   | •   | •  |
| 1707        | •   |  |   |   |   |  |



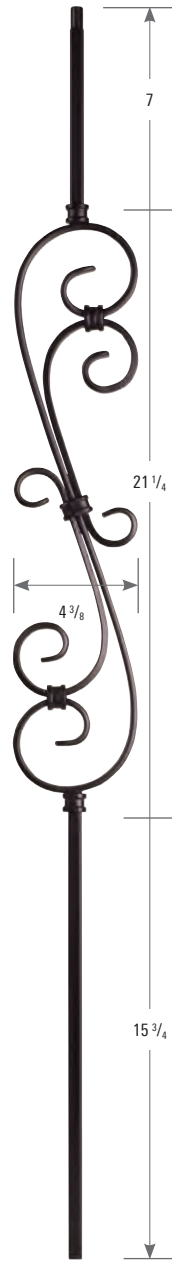
# SICILY COLLECTION

Note: Not all images are to scale. | All dimensions in inches unless specified.

3/4" is included in the overall height for the pin tops on the balusters.




1708 (Solid)  
12mm






3708 (Hollow)  
12mm



1750 (Solid)  
12mm



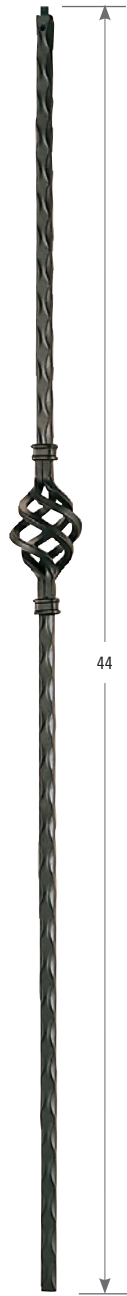
Pictured here with  
3701 & 3702 balusters.

| Item Number |  Satin Black |  Rubbed Copper |  Oil Rubbed Bronze |
|-------------|---|---|--|
| 1708        | •   | •   |  |
| 3708        | •   | •   | •  |
| 1750        | •   |   |  |

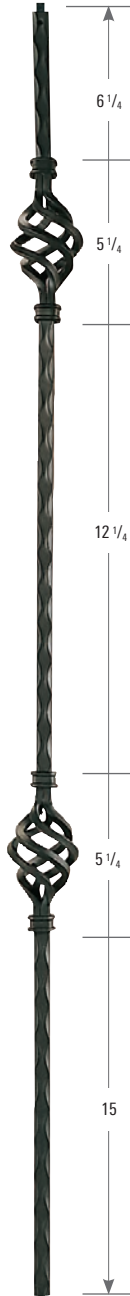
# MILAN COLLECTION



1000 (Solid)  
14mm



1001 (Solid)  
14mm




1002 (Solid)  
14mm

## NEWELS



1090 (Solid)  
30mm



| Item Number | Satin Black | Rubbed Copper |
|-------------|-------------|---------------|
| 1000        | •           | •             |
| 1001        | •           | •             |
| 1002        | •           | •             |
| 1090        | •           |               |



## MILAN COLLECTION

*Note: Not all images are to scale. | All dimensions in inches unless specified.  
3/4" is included in the overall height for  
the pin tops on the balusters.*



# VICENZA COLLECTION



3301 (Hollow)  
12mm





3302 (Hollow)  
12mm



3321 (Hollow)  
12mm



3322 (Hollow)  
12mm

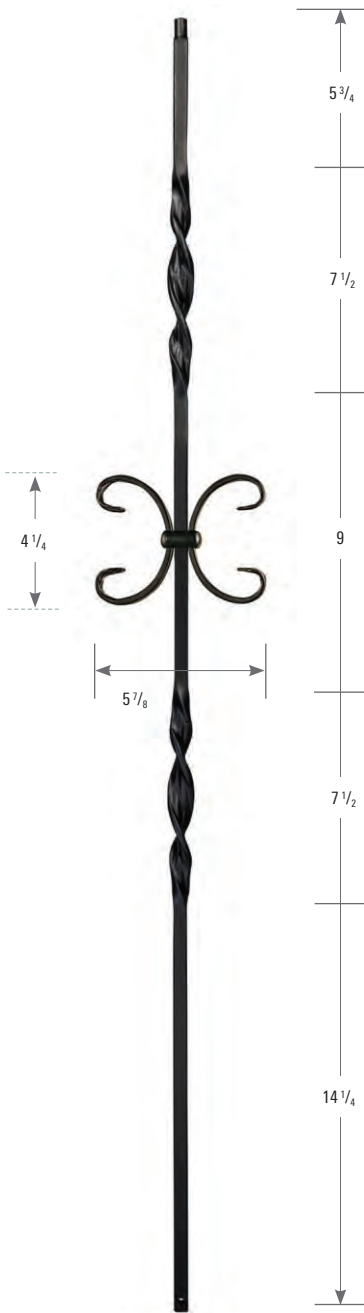
| Item Number |  |  |
|-------------|---|---|
|             | Satin Black   | Rubbed Copper   |
| 3301        | •   | •   |
| 3302        | •   | •   |
| 3321        | •   | •   |
| 3322        | •   | •   |
| 3331        |   | •   |
| 3332        |   | •   |



# VICENZA COLLECTION

Note: Not all images are to scale. | All dimensions in inches unless specified.

*3/4" is included in the overall height for the pin tops on the balusters.*



**3331 (Hollow)**  
12mm



**3332 (Hollow)**  
12mm



*Pictured here with 1301 & 1302 balusters and 3821 & 3811 shoes.*

# MARSALA COLLECTION




| Item Number | Satin Black | Satin Nickel | Rubbed Copper | Oil Rubbed Bronze |
|-------------|-------------|--------------|---------------|-------------------|
| 3060        | •           |              | •             | •                 |
| 1501        | •           |              |               |                   |
| 3501        | •           | •            | •             | •                 |
| 1502        | •           |              |               |                   |
| 3502        | •           | •            | •             | •                 |
| 3531        | •           |              | •             | •                 |





# ROMA COLLECTION

Note: Not all images are to scale. | All dimensions in inches unless specified.

*3/4" is included in the overall height for the pin tops on the balusters.*



| Item Number |  Satin Black |  Rubbed Copper |  Oil Rubbed Bronze |
|-------------|---|---|---|
| 3201        | •   | •   | •   |
| 3202        | •   | •   | •   |

# FLORENCE COLLECTION



1060 (Solid)  
14mm



1061 (Solid)  
14mm



1062 (Solid)  
14mm



1068 (Solid)  
14mm


| Item Number | Satin Black | Rubbed Copper |
|-------------|-------------|---------------|
| 1060        | •           | •             |
| 1061        | •           | •             |
| 1062        | •           | •             |
| 1068        | •           | •             |
| 1070        | •           | •             |
| 1071        | •           | •             |
| 1072        | •           | •             |
| 1074        | •           | •             |



# FLORENCE COLLECTION

Note: Not all images are to scale. | All dimensions in inches unless specified.

*3/4" is included in the overall height for the pin tops on the balusters.*



## Hammered Round Balusters

NOTE: 1070, 1071, 1072 and 1074 are hammered round therefore square shoes are not required. Any round iron baluster can be installed in round drilled holes and secured with Crown Heritage Epoxy.



# FORMA COLLECTION



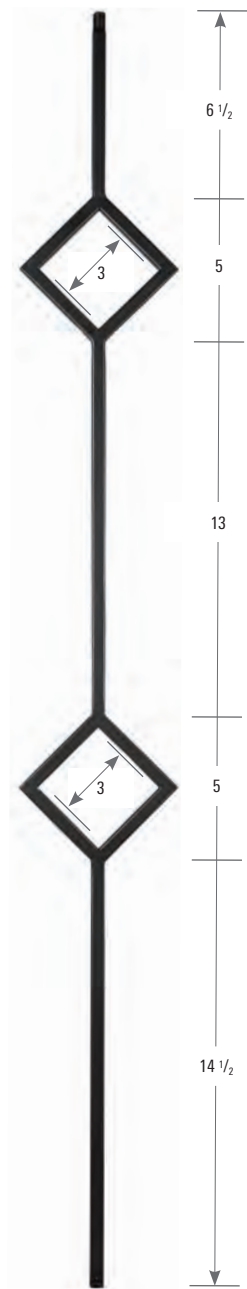
3401 (Hollow)  
12mm



3402 (Hollow)  
12mm



3406 (Hollow)  
12mm



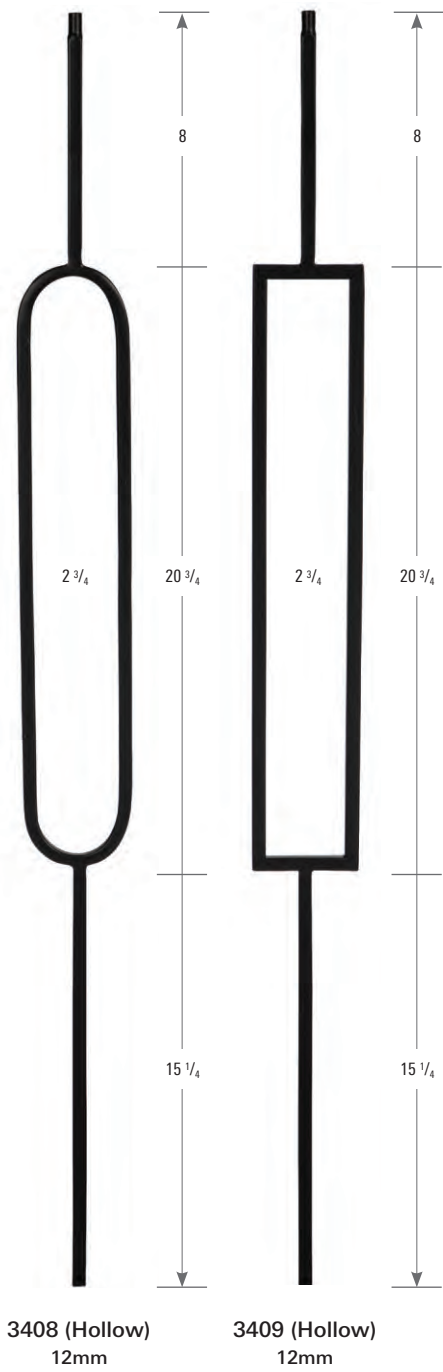
3407 (Hollow)  
12mm

| Item Number | Satin Black |
|-------------|-------------|
| 3401        | ●           |
| 3402        | ●           |
| 3406        | ●           |
| 3407        | ●           |
| 3408        | ●           |
| 3409        | ●           |



Note: Not all images are to scale. | All dimensions in inches unless specified.


$3/4$ " is included in the overall height for the pin tops on the balusters.



*Pictured here with 4091 newel and 3700 & 3409 balusters.*

# IRON COMPONENTS

## SHOES



3811  
(12mm)

3812  
(14mm)

2811  
(19mm)



3816  
(12mm)  
SB/RC

3817  
(14mm)  
SB/RC



3821  
(12mm)

3822  
(14mm)

2821  
(19mm)

## STRAIGHT BAR ACCESSORIES



1866  
(12mm)



3831  
(12mm)  
SB/RC/AG/RB

3832  
(14mm)  
SB/RC



1861  
(12mm)

## NEWEL HARDWARE



1842  
(30mm)



1843  
Newel  
installation  
hardware.



1844  
(30mm)  
Use with 1843

## HARDWARE

3037  
2-Pack Epoxy  
tips for 3039



3039  
Epoxy Refill  
Used with 3038 gun  
(Includes 2 tips)



3038  
Epoxy Gun



3137  
6-Pack Epoxy Tips  
Use with 3139



3139  
15 Minute Epoxy  
Works in standard  
caulking gun  
(Tips not included)





*Pictured here with  
3700 & 1861 scroll accessory balusters.*

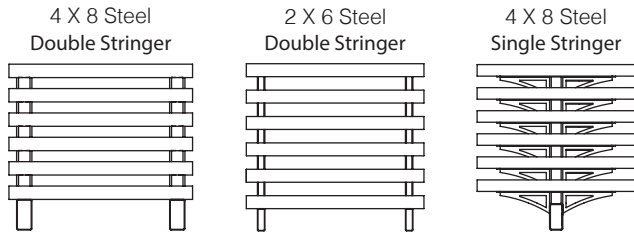




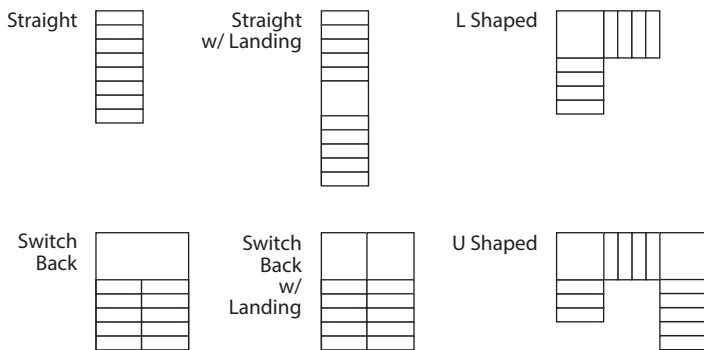


# OPEN RISE STAIR SYSTEM


## STRINGER OPTIONS



## CONFIGURATION OPTIONS




## COLOR OPTIONS



## TREAD OPTIONS



**Post Fitting**  
(Item# 0421)  
For attaching a wood handrail continuous over posts.



Check with local building codes concerning open rise stairs. Each stringer ships with brackets to aid in the code compliance.



# SPIRAL STAIRWAYS

Crown Heritage Spirals are designed to your specifications and completely assembled at the factory with a custom formed handrail, then re-packaged for easy assembly at the job site. Crown Heritage Spiral Stairs provide an easier installation and a more appealing look than typical kit stairs. Choose from 20 models. See all models and options at [www.crownheritage.com](http://www.crownheritage.com).



*Model D100*



*Model D105*



*Model D154*



# WOOD COLLECTIONS

Nothing compares to the natural beauty and timeless appeal of a wood balustrade. From traditional turned newel designs to handcrafted box newels, Crown Heritage offers what you need for your beautiful stair.



*Pictured here with 9015 baluster  
and 4102 newel*


## STAIN GRADE BOX NEWELS



4077



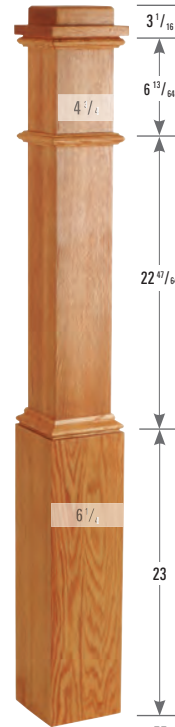
4177



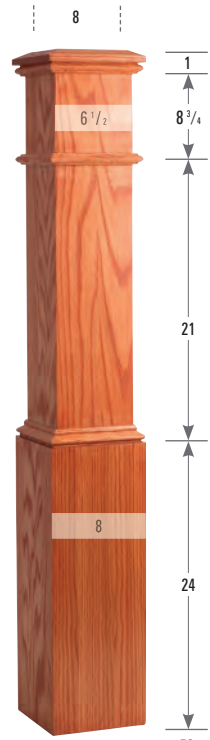
4076



4176



4091



4191

## PRIMED BOX NEWELS



4076



4082



4083



4091



4092



4093





### INTERCHANGEABLE NEWEL CAP SYSTEM

Most box newels come with two interchangeable caps.



Bevel Cap



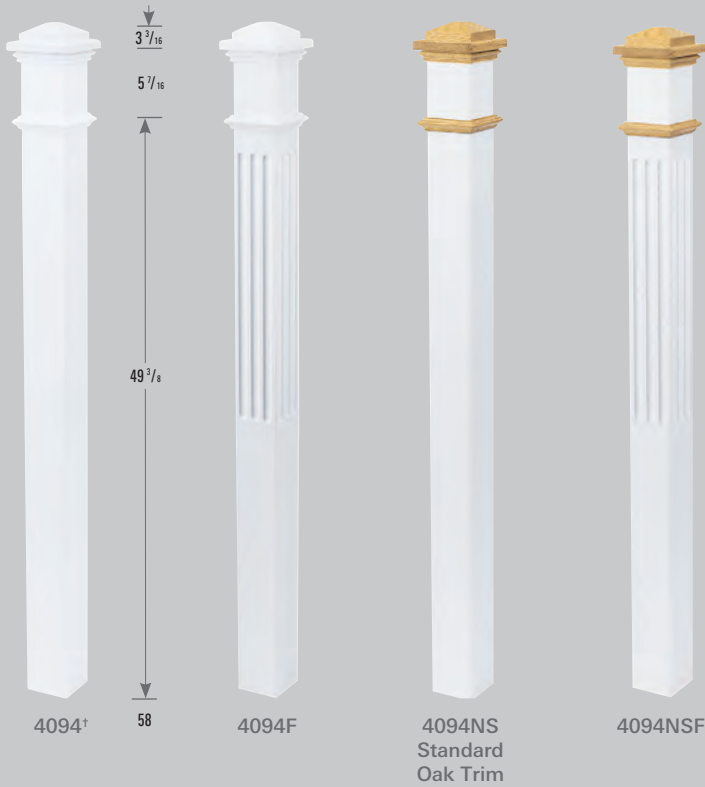
Square Cap

| Box Newel Details    |                     |                |          |
|----------------------|---------------------|----------------|----------|
| Hollow Bottom Newels | Installation Blocks | Sleeve         | Two caps |
| Product #            |                     |                |          |
| 4082                 | Included            | Order Separate | Included |
| 4083                 | Included            | Order Separate | Included |
| 4091                 | Included            | Included       | Included |
| 4092                 | Included            | Included       | Included |
| 4093                 | Included            | Included       | Included |
| 4097                 | Included            | Order Separate | Included |
| 4098                 | Included            | Included       | Included |
| 4191                 | Included            | Included       | Included |

4083 newel with 1061 and 1062 balusters

# PRIMED BOX NEWELS

## 4" PRIMED BOX NEWELS



ALL 4094 / 4095 NEWELS HAVE SOLID BOTTOMS

## 5" PRIMED BOX NEWELS







*Pictured with 5360 balusters  
and 6310 handrail.*



# DESIGN YOUR OWN NEWEL

## NCT (NO CAP OR TRIM) PRIMED BOX NEWELS



4094NCT  
(4" Post)



4094FNCT  
(4" Post)



4094CNCT  
(4" Post)



4095NCT  
(5" Post)



4095FNCT  
(5" Post)



4095CNCT  
(5" Post)

## STAIN GRADE CAP AND TRIM KIT OPTIONS

4094 / 4095 trim kit species options to be used with NCT newels available in plain, fluted or craftsman.



4094CCT (4" Post)  
or 4095CCT (5" Post)  
Craftsman Cap and Trim  
Available in Red Oak,  
White Oak  
or Poplar



4094CT (4" Post)  
or 4095CT (5" Post)  
Peaked Cap and Trim  
Available in Red Oak,  
White Oak, Beech  
or Maple



4094RCT (4" Post)  
or 4095RCT (5" Post)  
Raised Cap and Trim  
Available in Red Oak,  
White Oak  
or Poplar





*Pictured here with 5360 balusters  
and 4094CNCT newel post  
with 4094CCT cap and trim.*


# BOX NEWEL ACCESSORIES

## STAIN GRADE BASE SLEEVES

## PRIMED BASE SLEEVES



4076B Sleeve  
Fits 4076/77




4082B Sleeve  
Fits 4082/83/97




4076B Sleeve  
Fits 4076



4082B Sleeve  
Fits 4082/4083



4094B Sleeve  
Fits 4094



4095B Sleeve  
Fits 4095

## HARDWARE

## 7-1/4" LANDING TREAD

3094  
Starting Newel Attachment Kit



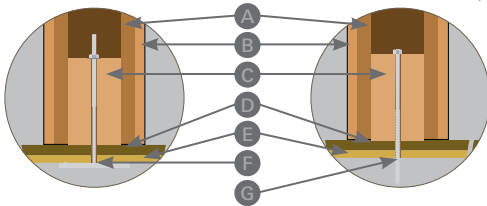
3074  
12" Lag Screw



3094 assembly is required when a floor is hollow and no joist is available.

3074 is required for joist installations. This 12" lag screw ensures a stronger bond with the joist.

**Warning:** Standard 10" lag screws are not long enough to provide as secure a bond with the floor joist.



- A = Hollow Bottom Box Newel
- B = Sleeve
- C = Installation Block
- D = Finish Floor
- E = Sub-floor
- F = Starting Newel Attachment Kit
- G = 12" Lag Screw



8097 Landing Tread

## BOX NEWEL FITTINGS\*



721991 Starting Cap



722191 Quarter Turn



722091 Tandem Cap

\*FITS WITH 6210 HANDRAIL AND 4091 BOX NEWELS

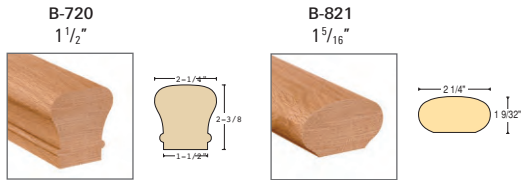




*Pictured with 4091 newel,  
5370 balusters, 6210 handrail  
and box newel fittings.*

# WOOD NEW ENGLAND COLLECTION


## HANDRAILS—NOT PLOWED




This collection is most commonly paired with these not-plowed handrail profile options.




## 3 LENGTH SYSTEM



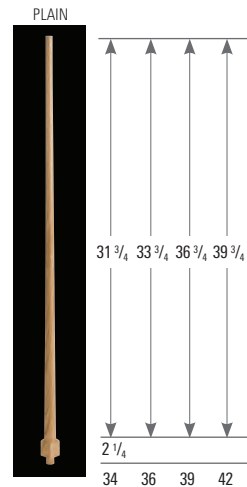
**B-777** 1 1/2"



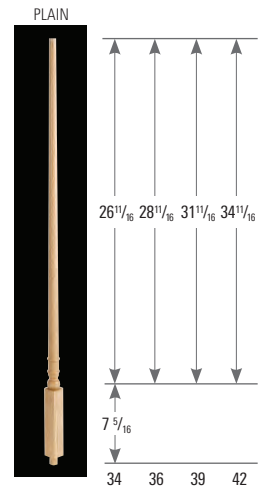
**B-892** 1 1/4"



**B-894** 1 1/4"



**B-891** 1 1/4"




## FITTINGS




## SHOERAILS AND FILLETS



**B-836** 1 3/4"



**B-816** 1 1/4"



All dimensions in inches.

Note: Check local building codes for required handrail height and baluster spacing.

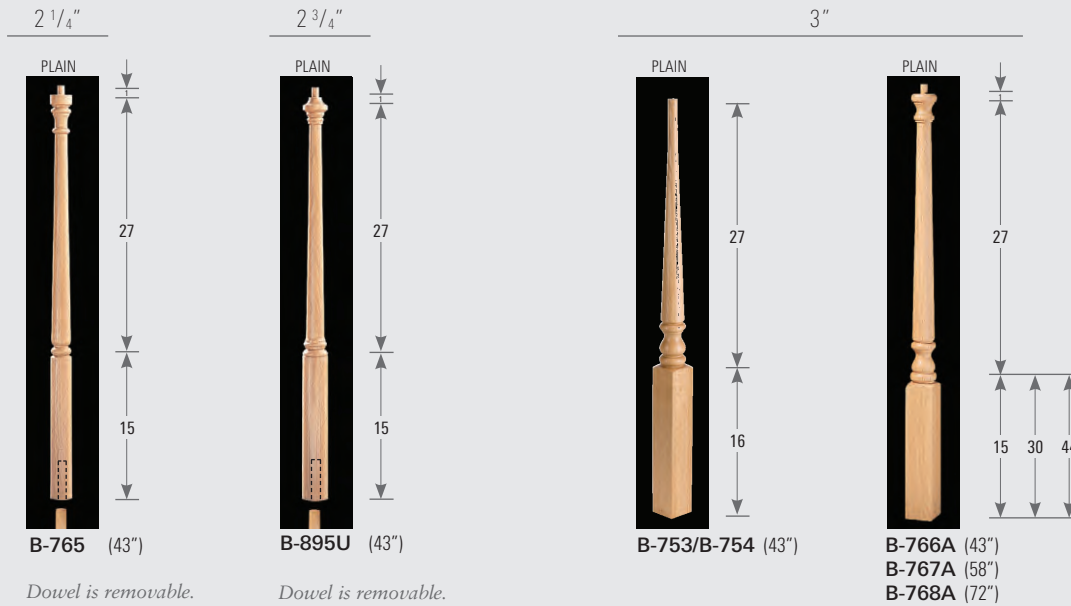


# NEW ENGLAND COLLECTION

Reflecting the simple elegance of its colonial roots, the New England Collection features classic embellishments. Each handsome component evokes the warmth and craftsmanship of classic American design.

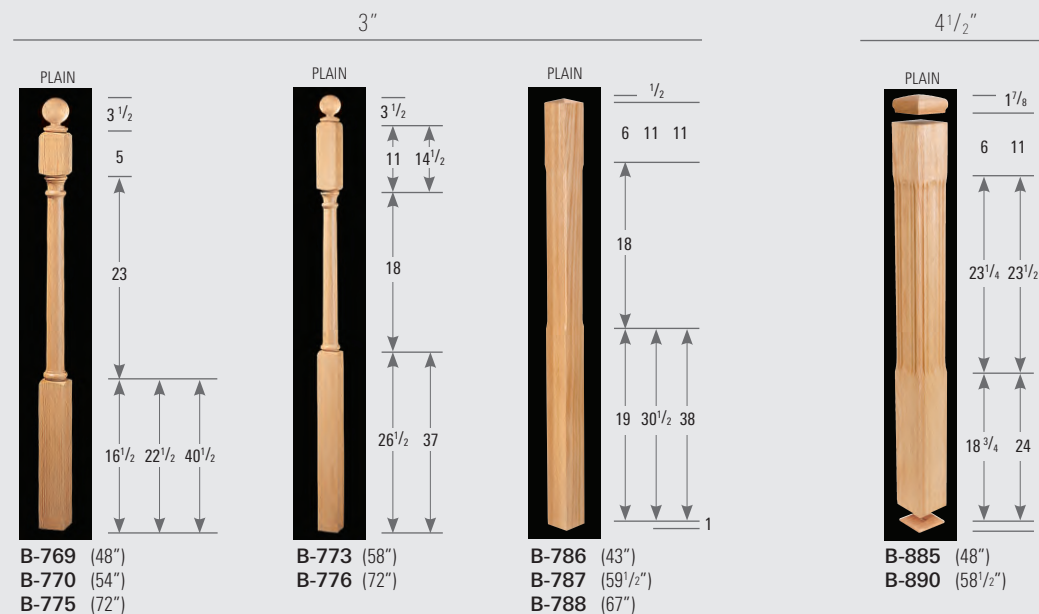
## OVER-THE-POST NEWELS - WITH PIN TOP

All dimensions in inches.



## POST-TO-POST NEWELS - WITH BALL TOP

All dimensions in inches.




# SIERRA COLLECTION





3 LENGTH SYSTEM

## HANDRAILS—NOT PLOWED

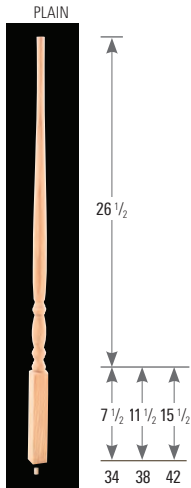


This collection is most commonly paired with these not-plowed and plowed handrail profile options.

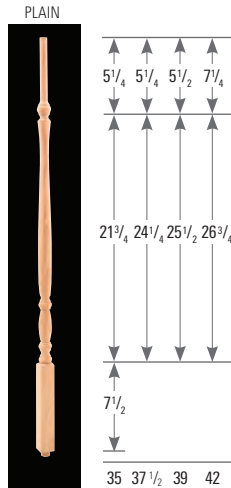


## PIN TOP BALUSTERS

2011 3-length System 1 1/4"




2013 Crown System\* 1 1/4"



2111 3-length System 1 3/4"



2115 Crown System 1 3/4"

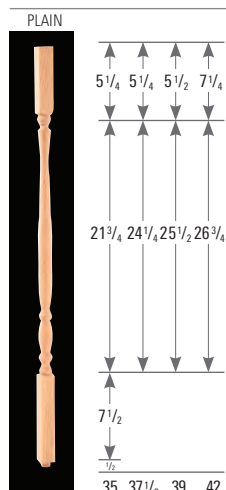


## HANDRAILS—PLOWED



## SQUARE TOP BALUSTERS

2025 Crown System 1 1/4"



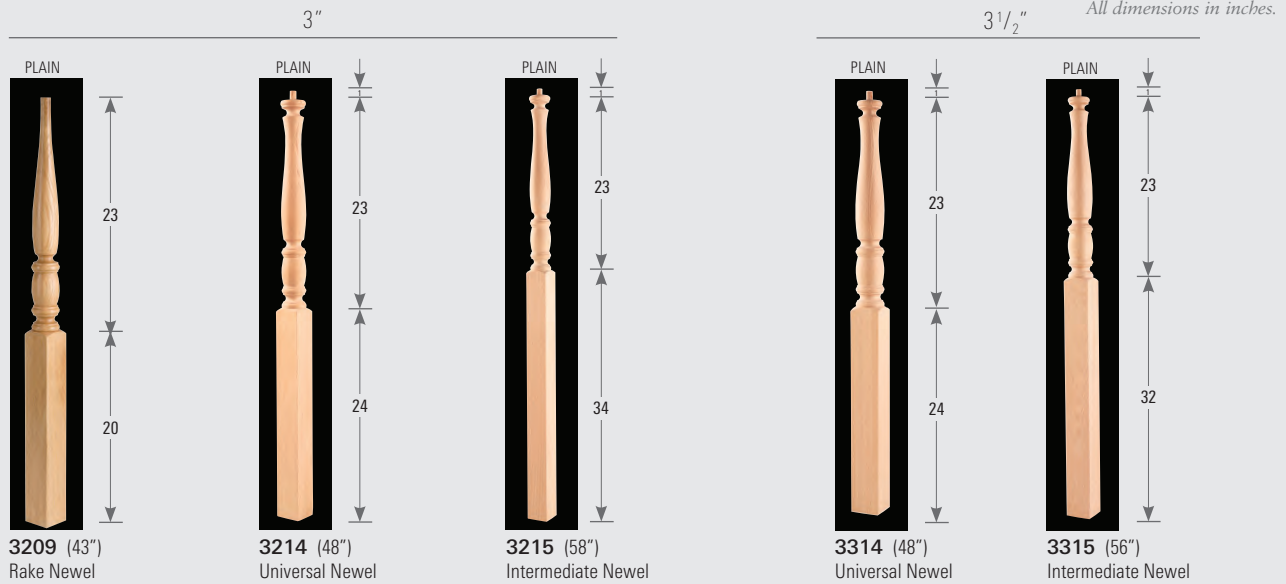
2105 Crown System 1 3/4"



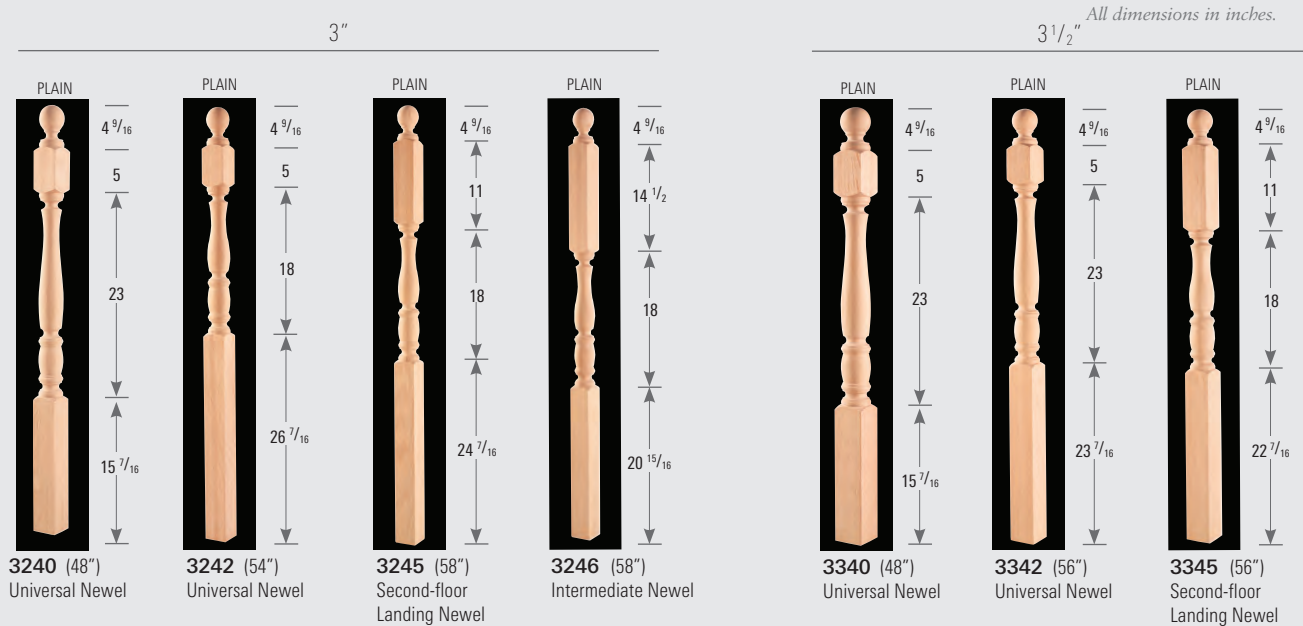
*Pictured with 2013 balusters and 3242 newel.*



OVER-THE-POST NEWELS - WITH PIN TOP



POST-TO-POST NEWELS - WITH BALL TOP



# WILLIAMSBURG COLLECTION


## HANDRAILS - NOT PLOWED



## HANDRAILS - PLOWED



This collection is most commonly paired with these not-plowed and plowed handrail profile options.

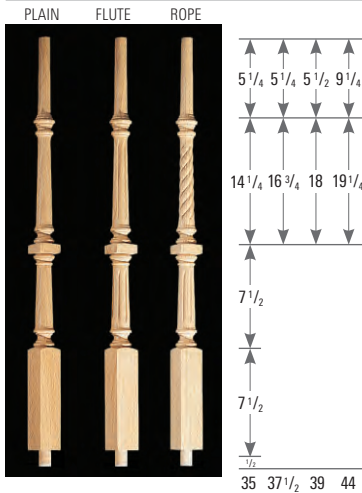


All dimensions in inches.

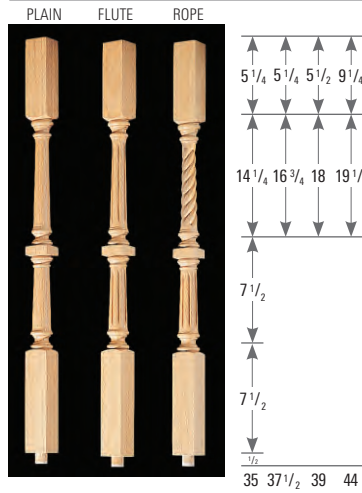
## PIN TOP BALUSTERS - 1 3/4"

## SQUARE TOP BALUSTERS - 1 3/4"

### 9015 Crown System\*



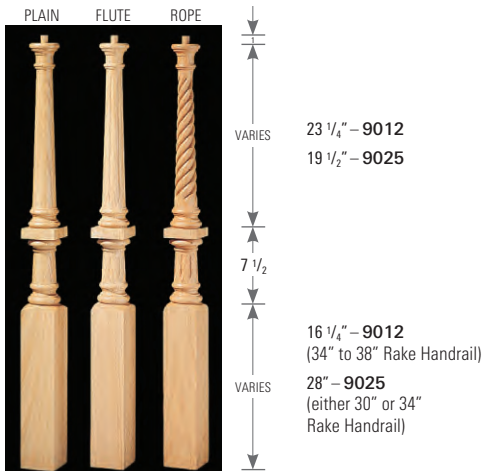
### 9005 Crown System



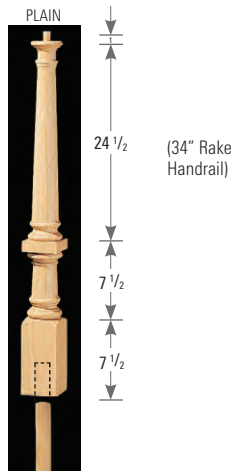
All dimensions in inches.

## OVER-THE-POST NEWELS - 3 1/2" WITH PIN TOP

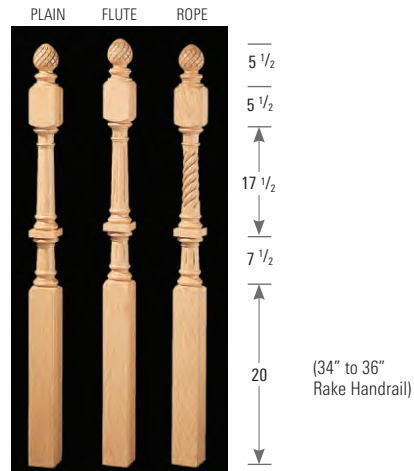
## POST-TO-POST NEWELS - 3 1/2" WITH PINEAPPLE TOP



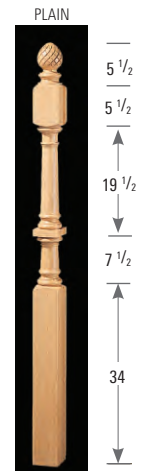
**9012** (48") Universal Newel  
**9025** (56") Intermediate Newel



**9013** (40 1/2") Volute Newel  
*Dowel is removable.*



**9043** (56") Universal Newel



**9048** (72") Intermediate & Second-floor Landing Newel



# JEFFERSON COLLECTION

HANDRAILS-NOT PLOWED

6310



6519




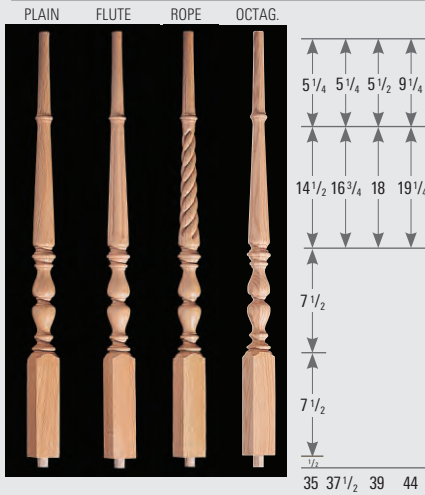
6210



PIN TOP BALUSTERS - 1 3/4"

OVER-THE-POST NEWELS - WITH PIN TOP

8515 Crown System\*

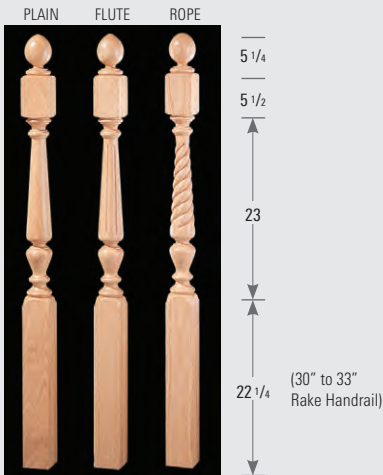


**8510** (43") Universal Newel  
**8514** (48") Universal Newel  
**8525** (56") Intermediate Newel

**8513** (41") Volute Newel  
*Dowel is removable.*

**8512** (43") Rake Newel

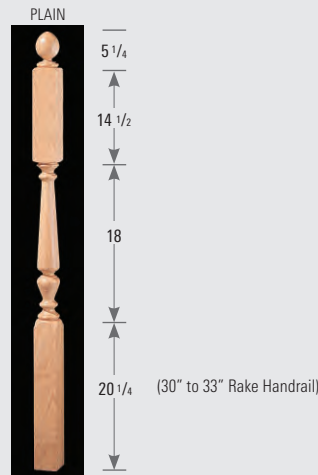
POST-TO-POST NEWELS - 3 1/2" WITH SPADE TOP



**8542** (56") Universal Newel



**8545** (56") Second-floor Landing Newel



**8547** (58") Intermediate Newel



8515 Balusters & 8542 Newel

Jefferson Post-to-Post

# 1800s COLLECTION



## HANDRAILS - NOT PLOWED

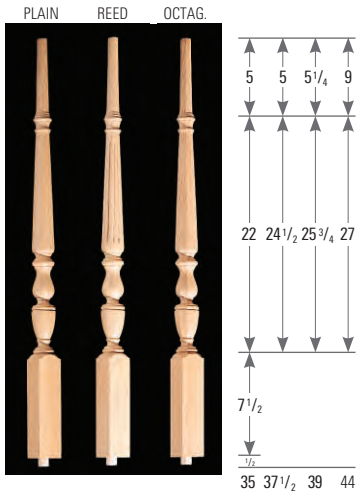


This collection is most commonly paired with these not-plowed and plowed handrail profile options.




## PIN TOP BALUSTERS

1815 Crown System\* 1 3/4"



1825 Crown System 2 1/4"

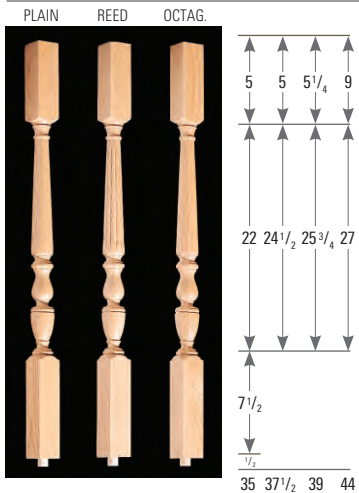


## HANDRAILS - PLOWED



## SQUARE TOP BALUSTERS - 1 3/4"

1805 Crown System



*Pictured with 1815 Balusters*



OVER-THE-POST NEWELS - WITH PIN TOP

All dimensions in inches.

3 1/2"

PLAIN REED OCTAG.

27

VARIES  
15" - 4810  
20" - 4814  
28" - 4825

4810 (43") Universal Newel  
4814 (48") Universal Newel  
4825 (56") Intermediate Newel

3 1/2"

PLAIN<sup>2</sup>

33 (34" Rake Handrail)

6 1/2

4813 (40 1/2") Volute Newel  
*Dowel is removable.*

3"

PLAIN ONLY

27

16

4812 (43") Rake Newel

POST-TO-POST NEWELS - 3 1/2" WITH URN TOP

All dimensions in inches.

PLAIN REED OCTAG.

5

5

23

23 (30" to 36" Rake Handrail)

4842 (56") Universal Newel

PLAIN

5

11

18

22

4845 (56")  
Second-floor  
Landing Newel

PLAIN

5

14 1/2

18

20 1/2

4866 (58")  
Intermediate Newel

# CAROLINA COLLECTION



3 LENGTH SYSTEM

## HANDRAILS - NOT PLOWED


6310

6519

6210




This collection is most commonly paired with these not-plowed and plowed handrail profile options.



## PIN TOP BALUSTERS - 1 3/4"


2015 3-length System

PLAIN FLUTE TWIST OCTAG.



2016 Crown System\*

PLAIN FLUTE TWIST



## HANDRAILS - PLOWED

6310P

6519P


6210P



## SQUARE TOP BALUSTERS - 1 3/4"

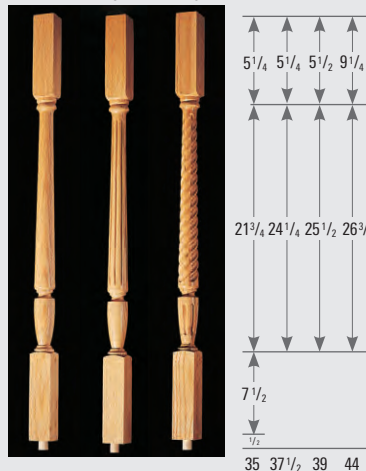
2005 3-length System

PLAIN FLUTE TWIST OCTAG.



2006 Crown System

PLAIN FLUTE TWIST



Pictured with 2016 fluted balusters and 4091 newel.



OVER-THE-POST NEWELS - WITH PIN TOP

All dimensions in inches.

$3\frac{1}{2}''$

27

VARIES

15" - 3010  
20" - 3014  
28" - 3015  
44" - 3018

3010 (43") Universal Newel  
3014 (48") Universal Newel  
3015 (56") Intermediate Newel  
3018 (72") Winder Newel

$3''$

32 (34" Rake Handrail)

8

3013 (41") Volute Newel  
*Dowel is removable.*

$3''$

27

16

3012 (43") Rake Newel

POST-TO-POST NEWELS -  $3\frac{1}{2}''$  WITH ACORN TOP

All dimensions in inches.

5

5

23

VARIES

15" - 3040 (30" to 33" Rake Handrail)  
23" - 3042 (34" to 38" Rake Handrail)  
39" - 3055 (Either 30" or 34" Rake Handrail)

3040 (48") Universal Newel  
3042 (56") Universal Newel  
3055 (72") Winder Newel

5

11

18

24

3045 (58")  
Second-floor  
Landing Newel

5

14 1/2

18

20 1/2

VARIES

34 1/2" - 3046  
20 1/2" - 3047

3046 (72") Winder Newel  
3047 (58") Intermediate Newel

# HAMPTON COLLECTION



3 LENGTH SYSTEM

## HANDRAILS - NOT PLOWED


6310

6210

6519



This collection is most commonly paired with these not-plowed and plowed handrail profile options.



## PIN TOP BALUSTERS

5200 3-length System 1 1/4"


PLAIN



5300 3-length System 1 3/4"

PLAIN

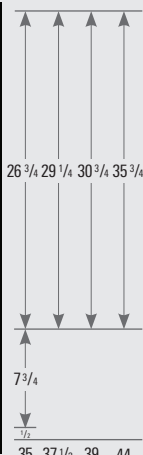
OCTAG.



Matching Profiles

5301 Crown System\* 1 3/4"

PLAIN



5200 Balusters & 4270 Newel

Hampton Over-the-Post

## HANDRAILS - PLOWED

6310P

6519P

6210P

6005P



## SQUARE TOP BALUSTERS

5005 3-length System 1 3/4"

PLAIN


OCTAG.

PLAIN



5006 3-length System 1 3/4"

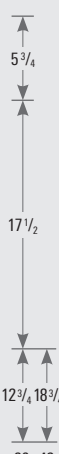
PLAIN



5007 specially for use with Hemlock 1-5/8" plowed rail


5007 1 5/8"

PLAIN



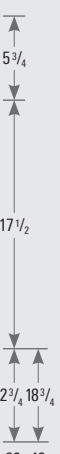

5106 Crown System 1 3/4"

PLAIN



5205 1 1/4"

PLAIN





OVER-THE-POST NEWELS - WITH PIN TOP

All dimensions in inches.

3 1/2"

PLAIN    OCTAG.

27

VARIABLES:  
15" - 4270  
20" - 4274  
28" - 4275  
44" - 4278

**4270** (43") Universal Newel  
**4274** (48") Universal Newel  
**4275** (56") Intermediate Newel  
**4278** (72") Winder Newel

3 1/2"

PLAIN

32 (34" Rake Handrail)

8

**4272** (41") Volute Newel  
*Dowel is removable.*

3"

PLAIN ONLY

27

16

**4212** (43") Rake Newel

POST-TO-POST NEWELS - WITH BALL TOP

All dimensions in inches.

3 1/2"

PLAIN    OCTAG.

VARIABLES:  
3 1/2" - 4500, 4502  
5 1/2" - 4664, 4665

VARIABLES:  
5" - 4500, 4664, 4665  
6 1/2" - 4502

VARIABLES:  
23" - 4500  
17 1/2" - 4502, 4664, 4665

VARIABLES:  
16 1/2" - 4500 (30" to 33" Rake Handrail)  
28 1/2" - 4502 (34" to 38" Rake Handrail)  
20" - 4664 (30" to 38" Rake Handrail)  
28" - 4665 (30" to 38" Rake Handrail)

**4500** (48") Universal Newel  
**4502** (56") Universal Newel  
**4664** (48") Universal Newel (4 1/2" square)  
**4665** (56") Universal Newel (4 1/2" square)

4664 and 4665 are available in PLAIN only.

3 1/2"

PLAIN

3 1/2"

VARIABLES:  
11" - 4503, 4507  
14 1/2" - 4505, 4508

17 1/2"

VARIABLES:  
24" - 4503 (30" to 38" Rake Handrail)  
36 1/2" - 4505 (30" to 38" Rake Handrail)  
16" - 4507 (30" to 38" Rake Handrail)  
22 1/2" - 4508 (30" to 38" Rake Handrail)

**4503** (56") Second-floor Landing Newel  
**4505** (72") Intermediate Newel  
**4507** (48") Second-floor Landing Newel  
**4508** (58") Intermediate Newel

2 1/2"

PLAIN

2 1/2"

VARIABLES:  
45 1/2" - 4004 (30" to 33" Rake Handrail)  
53 1/2" - 4005 (30" to 38" Rake Handrail)  
69 1/2" - 4006 (30" to 38" Rake Handrail)

Ball Top    Spade Top

**4004** (48") Universal Newel  
**4005** (56") Intermediate Newel  
**4006** (72") Winder Newel


4004, 4005 and 4006 are available in Mushroom, Ball and Spade Top.

# COLONIAL COLLECTION





3 LENGTH SYSTEM

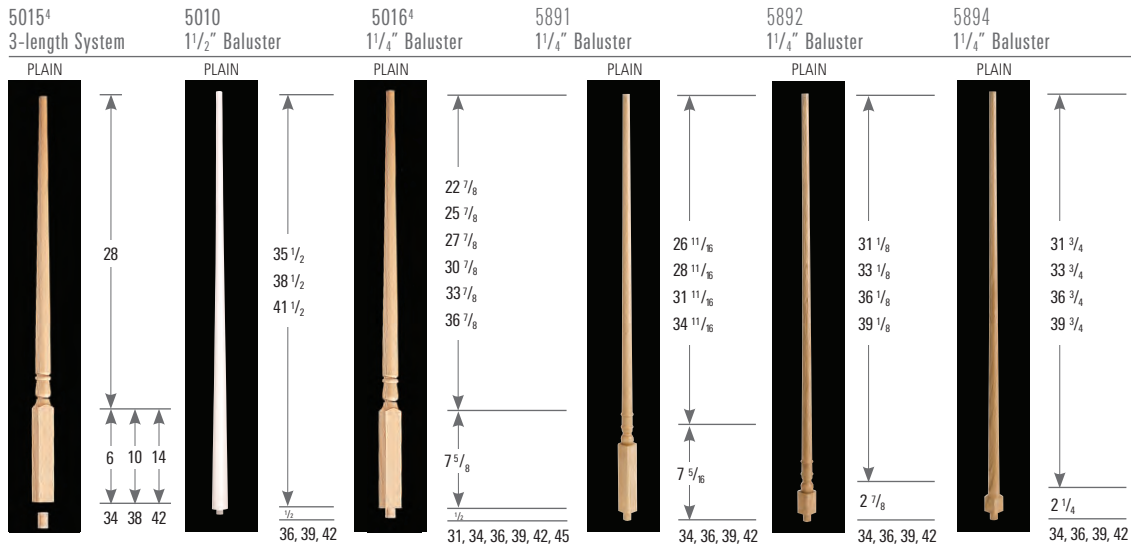
## HANDRAILS - NOT PLOWED



This collection is most commonly paired with these not-plowed and plowed handrail profile options.



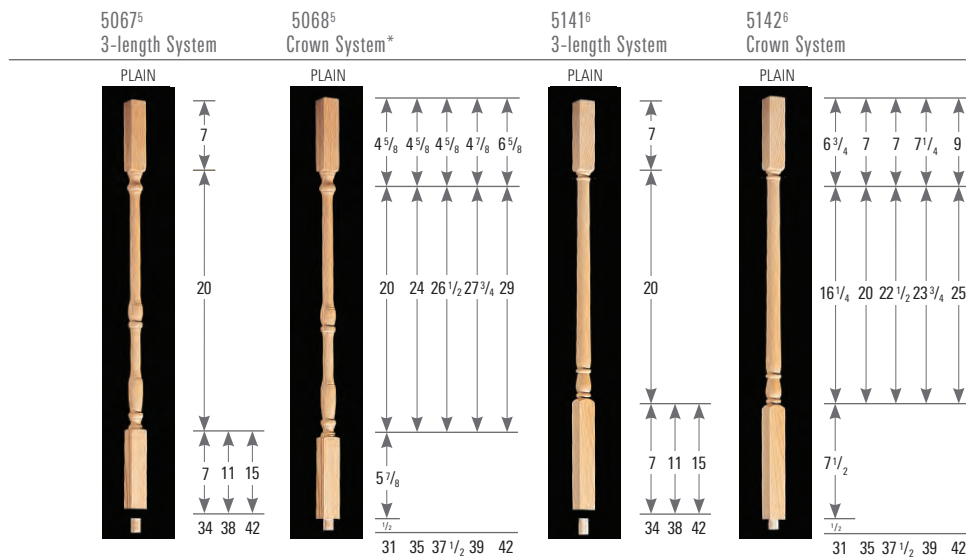
## PIN TOP BALUSTERS - 1 1/4"



## HANDRAILS - PLOWED



## SQUARE TOP BALUSTERS - 1 1/4"



5142 Balusters & 4040 Newel

Colonial Post-to-Post

<sup>4</sup>5015 and 5016 have matching profiles.  
<sup>5</sup>5067 and 5068 have matching profiles.  
<sup>6</sup>5141 and 5142 have matching profiles.





# CRAFTSMAN COLLECTION

## HANDRAILS—NOT PLOWED

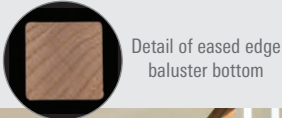
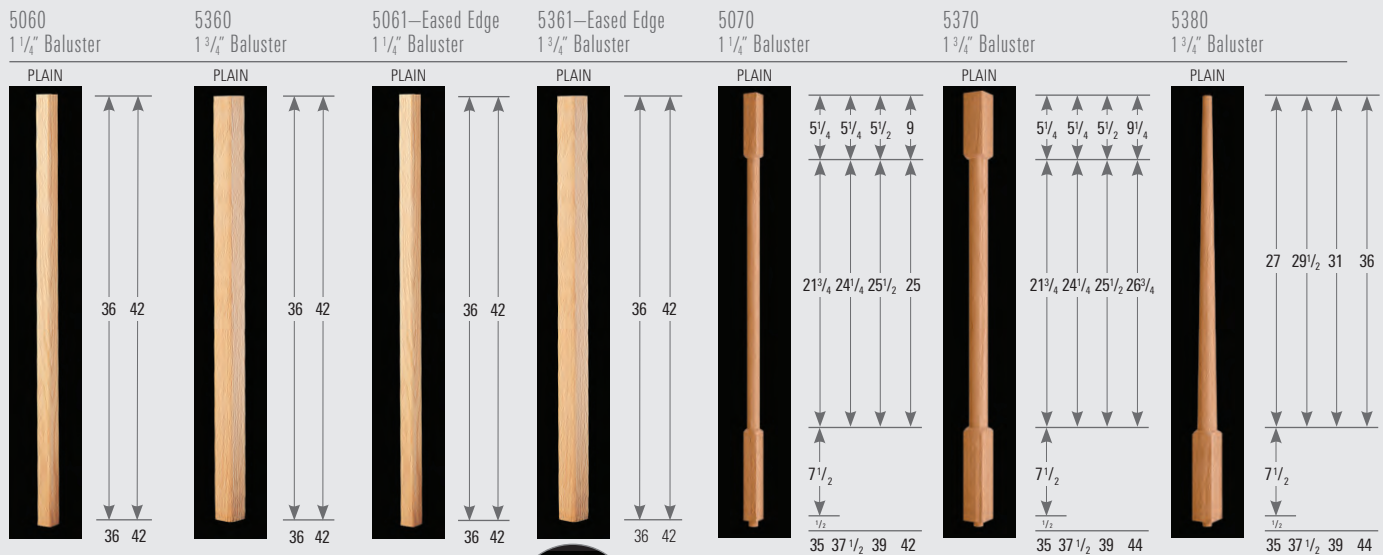


## HANDRAILS—PLOWED




This collection is most commonly paired with these not-plowed and plowed handrail profile options.

## BALUSTERS



Detail of eased edge baluster bottom




*Pictured here with 5360 balusters, 4091 newel & 6210 handrail.*




PLAIN NEWELS PINTOP NEWELS

3" Newels




**4300** (43") Universal  
**4301** (48") Intermediate  
**4302** (58") Intermediate

3 1/2" Newels




**4000** (48") Universal  
**4001** (56") Intermediate

4" Newels




**4002** (48") Universal  
**4003** (56") Intermediate

3 1/2" Newels



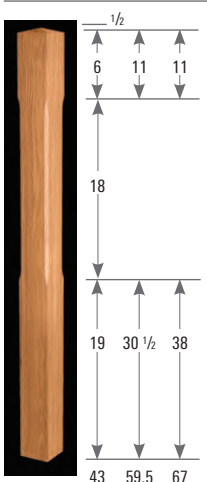
**4113** (48") Universal  
**4114** (56") Intermediate  
*(Both newels are square tapered)*



**4115** (48") Universal  
**4116** (56") Intermediate

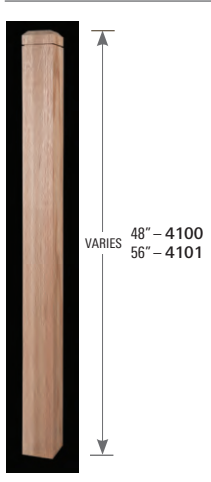
PROFILED NEWELS

3" Newels



**4086** (43")  
**4087** (59.5")  
**4088** (67")

3 1/2" Newels



**4100** (48") Universal  
**4101** (56") Intermediate



**4102** (48") Universal  
**4103** (56") Intermediate



4086 Newel

# CRAFTSMAN WORKSHOP



## CUSTOM STAIRPARTS





## TURNINGS

Whether it is a historical part or your own unique design, Crown Heritage can manufacture newels and balusters to your specifications with our Locatelli Copy Lathe.



## BOX NEWELS

Small or large, short or tall - it's your design!  
Custom caps, panels or flutes.



## CURVED BALCONY RAIL AND LANDING TREAD

Provide us a detailed template or drawings showing your desired radius.



## FITTINGS

Custom volute or turnout sizes and custom angles on goosenecks or turns.




## TREADS AND STEPS

Double or single return treads, curved, radius end, and pie treads. Custom double or single end steps, custom radius or stacked steps.


Maple




New Heart Pine




Poplar



Red Oak



White Oak



Yellow Birch






Yellow Pine




# CONCEPT GALLERY

Get inspired by one of these unique designs! Choose one of these custom designs or create your own.

## CRAFTSMAN STYLE






## TURNED NEWELS





BALUSTERS



# FITTINGS

## FITTINGS & COMPONENTS

### CAPS & EASINGS



7008  
7208  
4" Coped End

7009/7109  
7209/7309  
7509  
4" Returned End

7010/7110  
7210/7310  
7510  
7710  
7810  
Starting Easing

7011/7111  
7211/7311  
7511  
7711  
7811  
90° Quarter Turn

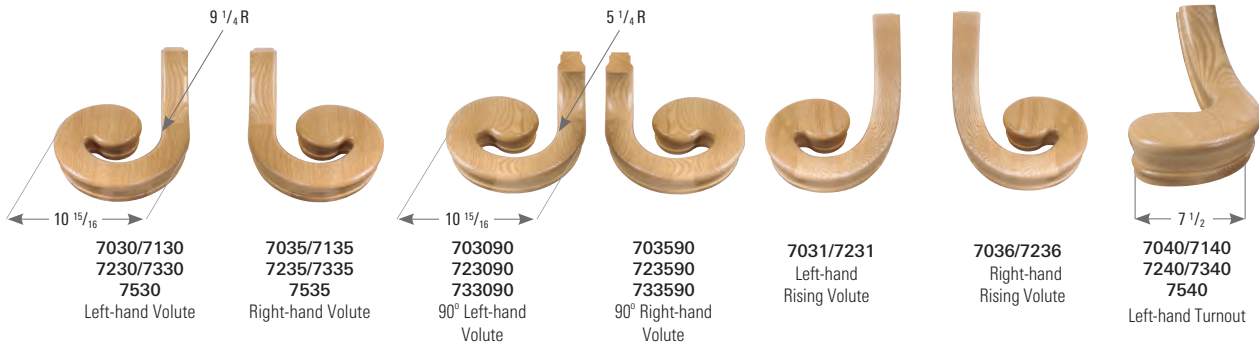
7011S-LH  
7111S-LH  
7211S-LH  
7311S-LH  
4 3/4" Offset Rail

7011S-RH  
7111S-RH  
7211S-RH  
7311S-RH  
4 3/4" Offset Rail

7012/7112  
7212/7312  
7512  
7712  
7812  
60° Up Easing

7013/7113  
7213/7313  
7513  
Over Easing

### VOLUTES & TURNOUTS



7030/7130  
7230/7330  
7530  
Left-hand Volute

7035/7135  
7235/7335  
7535  
Right-hand Volute

703090  
723090  
733090  
90° Left-hand Volute

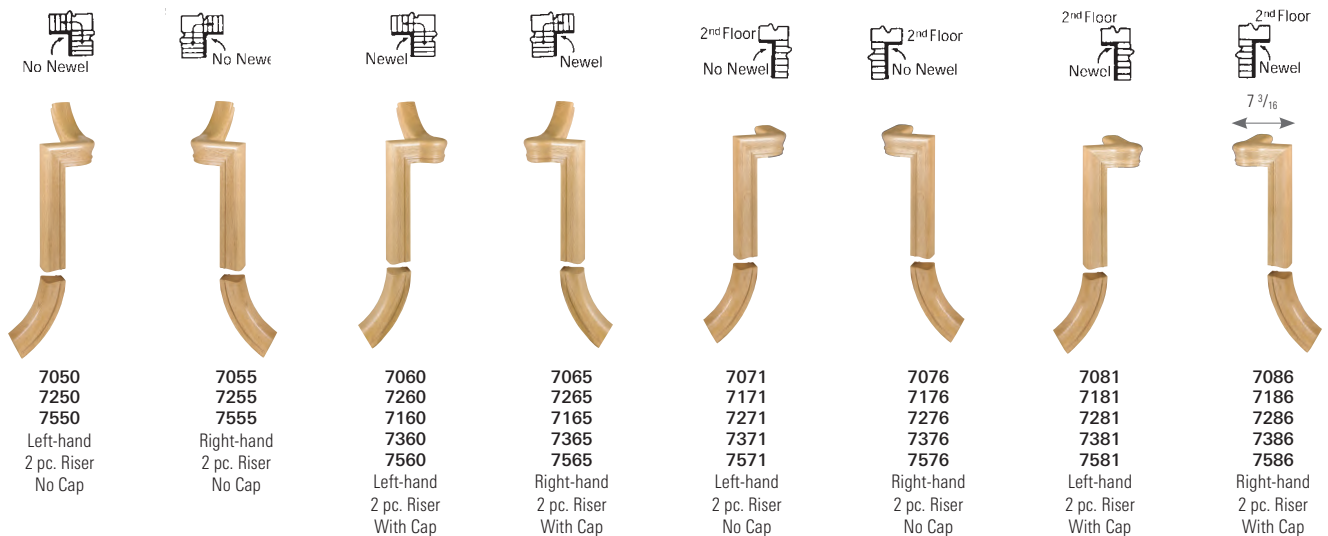
703590  
723590  
733590  
90° Right-hand Volute

7031/7231  
Left-hand Rising Volute

7036/7236  
Right-hand Rising Volute

7040/7140  
7240/7340  
7540  
Left-hand Turnout

### GOOSENECKS



7050  
7250  
7550  
Left-hand  
2 pc. Riser  
No Cap

7055  
7255  
7555  
Right-hand  
2 pc. Riser  
No Cap

7060  
7260  
7160  
7360  
7560  
Left-hand  
2 pc. Riser  
With Cap

7065  
7265  
7165  
7365  
7565  
Right-hand  
2 pc. Riser  
With Cap

7071  
7171  
7271  
7371  
7571  
Left-hand  
2 pc. Riser  
No Cap

7076  
7176  
7276  
7376  
7576  
Right-hand  
2 pc. Riser  
No Cap

7081  
7181  
7281  
7381  
7581  
Left-hand  
2 pc. Riser  
With Cap

7086  
7186  
7286  
7386  
7586  
Right-hand  
2 pc. Riser  
With Cap



# FITTINGS

All dimensions in inches.



7014/7114  
7214/7314  
7514  
90° Up Easing



7015  
7215/7315  
7515  
Starting Easing  
Returned End




7016  
7216/7316  
7516  
Over Easing  
Returned End



7019/7119  
7219/7319  
7519  
Opening Cap



7020/7120  
7220/7320  
7520  
Tandem Cap



7021/7121  
7221/7321  
7521  
7721  
7821  
90° Level  
Quarter Turn Cap

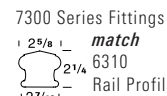
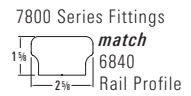
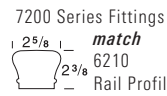
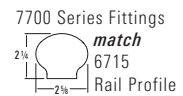
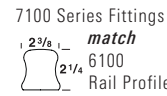
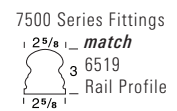
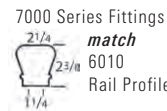


702135  
712135  
722135  
732135  
135° Level Cap



7022  
Straight Coped End

## HOW TO MATCH FITTINGS AND RAIL STYLES



7045/7145  
7245/7345  
7545  
Right-hand Turnout



7041/7141  
7241/7341  
7541  
Left-hand Turnout



7046/7146  
7246/7346  
7546  
Right-hand Turnout



7032  
Vertical Volute



7089  
7189  
7289  
7389  
7589  
2 pc. Riser  
With Cap



70902  
71902  
72902  
73902  
75902  
Left-hand  
2 pc. Riser  
5 1/2" Offset  
To Center of Rail



70952  
71952  
72952  
73952  
75952  
Right-hand  
2 pc. Riser  
5 1/2" Offset  
To Center of Rail



70912  
72912  
73912  
75912  
Left-hand  
2 pc. Riser  
With Cap  
5 1/2" Offset  
To Center of Rail




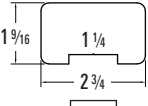

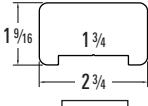

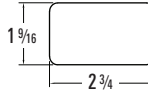

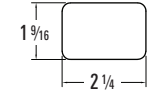

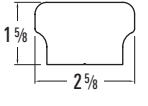

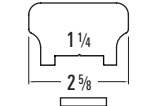

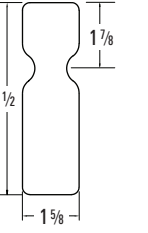

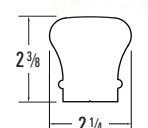

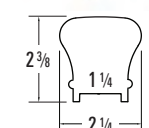

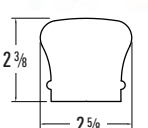

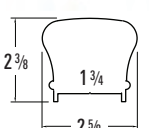

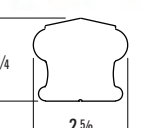

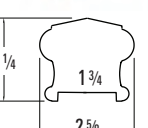

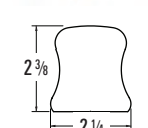

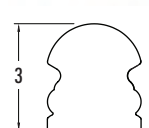

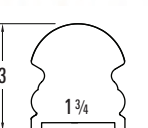

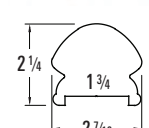

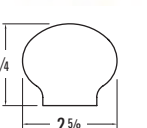



70922  
72922  
73922  
75922  
Right-hand  
2 pc. Riser  
With Cap  
5 1/2" Offset  
To Center of Rail



7097  
7197  
7297  
7397  
7597  
2 pc. Riser  
With Cap



7099  
7199  
7299  
7399  
7599  
7799  
7899  
2 pc. Riser  
No Cap

|  |  |   |   |  |  |  |
|--|--|---|---|--|--|--|
| 6000P<br><br><br>6004 Fillet included. | 6001P<br><br><br>6450 Fillet included. | 6002<br><br>                                | 6602<br><br>                                | 6840<br><br>       | 6840P<br><br><br>6004 Fillet included. | 6203<br><br> |
| 6010<br><br>                           | 6010P<br><br><br>6004 Fillet included. | 6210<br><br>                                | 6210P<br><br><br>6450 Fillet included.      | 6310<br><br>     | 6310P<br><br><br>6450 Fillet included. |  |
| 6100<br><br>                       | 6519<br><br>                       | 6519P*<br><br><br>6450 Fillet included. | 6005P*<br><br><br>6450 Fillet included. | 6715<br><br> | <br><b>6010B / 6011B</b><br>7-piece / 9-piece<br>Bending mould<br>included with rail                                    | <br><b>6210B</b><br>8-piece<br>Bending mould<br>included with rail                            |
|  |  |   |   |  | <br><b>6310B</b><br>10-piece<br>Bending mould<br>included with rail   |  |

\* Hemlock profiles will differ and include 1-5/8 inch plow.

HANDRAIL GUIDE

**FJ = Finger Joint**

Minimum of 36" between finger joints on the top ply. The lower ply(s) will have sections between finger joints of at least 12".

**S = Solid**

Lengths up to and including 12' are solid ply top. Lengths 14' and longer may contain one finger joint in the top ply. All lengths may contain one finger joint in the lower ply(s).

**SC = Solid Cap**

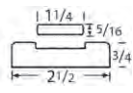
Lengths up to and including 10' are solid top, all layers may contain side joints. Longer lengths may have one butt joint on the top and two on the sides. No internal voids are allowed.

**ST = Solid Top**

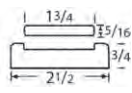
Lengths up to and including 12' are solid ply top. Lengths 14' and longer may contain one finger joint in the top ply. The lower ply(s) may contain multiple finger joints with sections between finger joints of at least 12".



## SHOERAILS & FILLETS



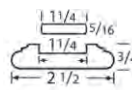
6004 Fillet  
6008 Shoerail



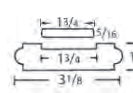
6450 Fillet  
6009 Shoerail



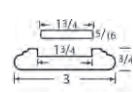
6050 Fillet



6004 Fillet  
6045 Shoerail



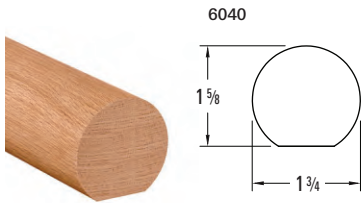
6450 Fillet  
6006 Shoerail



6450 Fillet  
6245 Shoerail

Note: Hemlock shoerail profiles will differ. Item #6106 (1-1/4 inch plow). Item #6206 (1-5/8 inch plow)

## WALL RAIL & FITTINGS



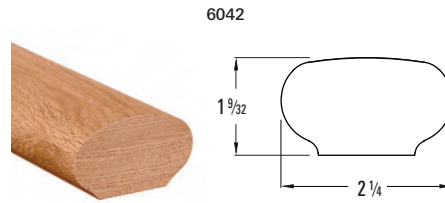
7023  
Quarter Turn



7024  
Starting Easing



7025  
Over Easing



7005  
Quarter Turn



7006  
Starting Easing



7007  
Over Easing

## WALL RAIL BRACKETS



3028  
Satin Black



3028  
Silver Vein



3028  
Rubbed Copper



3028  
Satin Nickel



3028  
Oil Rubbed  
Bronze



3027  
Brass



3027  
Bronze



3027  
Black



3027  
Nickel



3002  
Brass Wall  
Rail Bracket

## ROSETTES



7026  
Round Rosette  
4 3/4" Diameter



7027  
Oval Rosette  
4 7/16" x 6 1/2"



7027SQ  
Square Corner Rosette  
4 7/16" x 6 1/2"



7037  
Oval Rosette  
4" x 5 1/2"



7201  
Recessed  
Round Rosette  
4" Diameter



7202  
Recessed  
Oval Rosette  
4 9/16" x 5 3/4"

## HEMLOCK ROSETTES

## TREADS

**8070**  
Plain Tread  
1 1/32" x 11 1/2"

**8170**  
Plain Tread  
1 1/32" x 10 1/2"

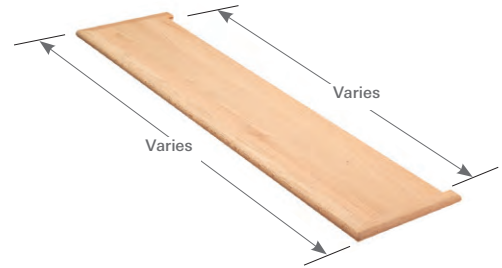
**MDF**  
1 1/8" x 11 1/4"



**Mitered Return**  
Tread Reversible

**8070MR**  
Plain Tread  
1 1/32" x 11 1/2"

**8170MR**  
Plain Tread  
1 1/32" x 10 1/2"



**8070DMR**  
**Double Mitered Returned Treads:**  
Overall width of tread does not include mitered returns.

## SQUARE EASED EDGE TREADS



**8070SQ**  
Plain Tread  
1 1/32" x 11 1/2"



**8070SQMR**  
Mitered Return  
Tread Reversible  
1 1/32" x 11 1/2"

## SPECIALTY TREADS




**8080RTD15**  
Return Nosing  
(Sold Separately)



**8080SQRD15**  
Return Nosing  
(Sold Separately)

**8070SQRD**  
RetroCraft Tread

**8070HMR**  
Hybrid Tread  
1 1/32" x 11 1/2"  
Available in 48"  
and 60" lengths.



**8370**  
Thick Tread  
3" x 11 1/2"





## TREAD BLANKS



**Nosed One Edge**  
8070-20  
1 1/32" x 20" Deep  
48" and 60" Widths

**Nosed Two Edge**  
8070W34  
1 1/32" x 34" Deep  
48", 54" and 60" Widths

8070W24  
1 1/32" x 24" Deep  
60" and 72" Widths

8070W20  
1 1/32" x 20" Deep  
84" Width



**Square Edge**  
8070W26  
1 1/32" x 26"  
48", 60" and 84" Widths

8070-48  
1 1/32" x 48" x 48"

## RISERS



8075  
Riser  
3/4" x 7 1/2"

8078  
Riser  
3/4" x 8"



8075 MDF  
Riser  
3/4" x 8"

Oak Lineal Riser—Solid Oak edge-glued, fingerjointed panel

## LANDING TREAD



Landing Tread  
8090  
3/4" x 3 1/4"  
8091  
3/4" x 5 1/4"  
8097  
3/4" x 7 1/4"



8091SQ  
Landing Tread  
3/4" x 5 1/4"



8091-38  
Landing Tread  
3/8" x 5 1/4"



8091B16  
Bending Landing Tread  
3/4" x 5 1/4" x 16"

| Model      | Description                              | Size              | Red Oak | Brazilian Cherry | Cherry | Hickory | Maple | MDF | Poplar | White Oak | Yellow Pine |
|------------|--|-------------------|---------|------------------|--------|---------|-------|-----|--------|-----------|-------------|
| 8070       | Plain                                    | 1-1-32" x 11-1/2" |         |                  |        |         |       |     |        |           |             |
|            |  | 36"               | X       |                  |        |         | X     |     |        |           |             |
|            |  | 42"               | X       | X                |        | X       | X     | X   | X      | X         | X           |
|            |  | 48"               | X       | X                | X      | X       | X     | X   | X      | X         | X           |
|            |  | 54"               | X       | X                |        |         |       |     |        |           | X           |
|            |  | 60"               | X       |                  | X      | X       | X     | X   | X      | X         | X           |
|            |  | 72"               | X       |                  |        |         | X     |     |        | X         |             |
|            |  | 96"               | X       |                  |        |         | X     |     |        | X         |             |
|            |  | 144"              | X       |                  |        |         |       |     |        |           |             |
|            |  | 192"              | X       |                  |        |         |       |     |        |           |             |
| 8070DMR    | Double Return                            | 1-1-32" x 11-1/2" |         |                  |        |         |       |     |        |           |             |
|            |  | 48"               | X       |                  |        |         |       |     |        |           |             |
|            |  | 54"               | X       |                  |        |         |       |     |        |           |             |
| 8070MR     | Single Return                            | 1-1-32" x 11-1/2" |         |                  |        |         |       |     |        |           |             |
|            |  | 42"               | X       |                  |        | X       | X     |     |        | X         |             |
|            |  | 48"               | X       | X                | X      | X       | X     |     |        | X         | X           |
|            |  | 54"               | X       | X                |        |         |       |     |        | X         |             |
|            |  | 60"               | X       | X                | X      | X       | X     |     |        | X         | X           |
|            |  | 72"               | X       |                  |        |         |       |     |        |           |             |
| 8070SQ     | Square Edge Tread                        |                   |         |                  |        |         |       |     |        |           |             |
|            |  | 48"               | X       |                  |        |         |       |     |        | X         |             |
|            |  | 60"               | X       |                  |        |         |       |     |        | X         |             |
| 8070SQMR   | Sq. Edge Tread Mitered Return            |                   |         |                  |        |         |       |     |        |           |             |
|            |  | 48"               | X       |                  |        |         |       |     |        | X         |             |
|            |  | 60"               | X       |                  |        |         |       |     |        | X         |             |
| 8075 Riser | 3/4" x 7-1/2"                            |                   |         |                  |        |         |       |     |        |           |             |
|            |  | 36"               | X       |                  |        |         | X     |     |        |           |             |
|            |  | 42"               | X       |                  |        | X       | X     | X   | X      | X         |             |
|            |  | 48"               | X       |                  | X      | X       | X     | X   | X      | X         |             |
|            |  | 54"               | X       |                  |        |         |       |     |        |           |             |
|            |  | 60"               | X       | X                | X      | X       | X     | X   | X      | X         |             |
|            |  | 72"               | X       |                  |        |         |       |     |        |           |             |
|            |  | 96"               | X       |                  |        |         |       |     |        |           |             |
|            |  | 144"              | X       |                  |        |         |       |     |        |           |             |
|            |  | 192"              | X       |                  |        |         |       |     |        |           |             |
| Skirtboard |  |                   |         |                  |        |         |       |     |        |           |             |
|            |  | 12'               | X       |                  |        |         | X     |     | X      | X         |             |
|            |  | 16'               | X       |                  |        |         | X     |     | X      | X         |             |
| 8070       | Solid Pine C & BTR Stepping 1" x 11-1/4" |                   |         |                  |        |         |       |     |        |           |             |
|            |  | 36"               |         |                  |        |         |       |     |        |           | X           |
|            |  | 42"               |         |                  |        |         |       |     |        |           | X           |
|            |  | 48"               |         |                  |        |         |       |     |        |           | X           |
|            |  | 144"              |         |                  |        |         |       |     |        |           | X           |
|            |  | 192"              |         |                  |        |         |       |     |        |           | X           |

# STARTING STEPS

Starting steps are shipped with cove and shoe moulding. Single Bullnose Starting Steps are reversible and can be cut for shorter lengths. Standard length is 48", but longer lengths are available.

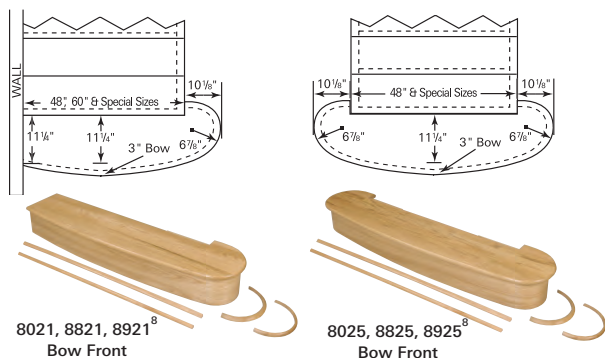
All dimensions in inches.

Crown Heritage offers 8" paint-grade risers

TREAD THICKNESS/RISER CODES    80XX = 1 1/2" Oak Tread/7" Oak    88XX = 1 1/2" Oak Tread/8" Birch    89XX = 1 3/16" Oak Tread/8" Birch

## Use With Volute and Turnouts

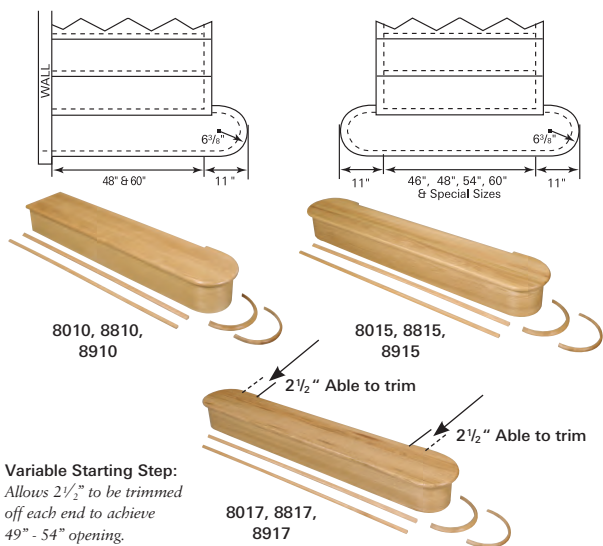
XX21 and XX25 should be used only with an Over-the-Post system. Any volute or turnout may be used.



8021, 8821, 8921<sup>B</sup>  
Bow Front

8025, 8825, 8925<sup>B</sup>  
Bow Front

Use XX10 and XX15 with 6010, 6100 and 6210 turnouts or volutes.



8010, 8810,  
8910

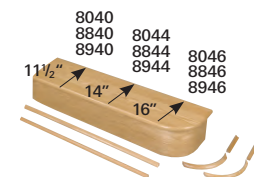
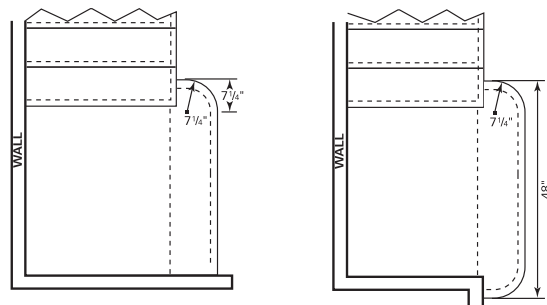
8015, 8815,  
8915

Variable Starting Step:  
Allows 2 1/2" to be trimmed  
off each end to achieve  
49" - 54" opening.

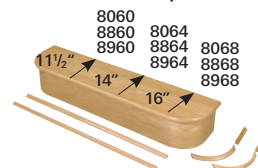
8017, 8817,  
8917

## Use With Square Top & Box Newels and 90° Starting Fittings


Use XX40 and XX60 when placing any Post-to-Post starting newel at second riser. Use XX44, XX60, XX46 and XX66 when the starting fitting utilizes a 90° up casing. Use XX44 and XX64 with 6010P and 6210P or 6100P volutes. Use XX46 and XX66 with 6210P, 6310P and 6519P turnouts or volutes.



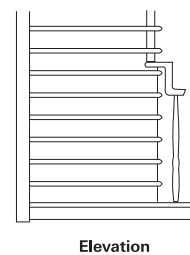
8040  
8840 8044  
8940 8844 8046  
8846 8946



8060 8064  
8860 8864 8068  
8960 8964 8868  
8968



Plan View

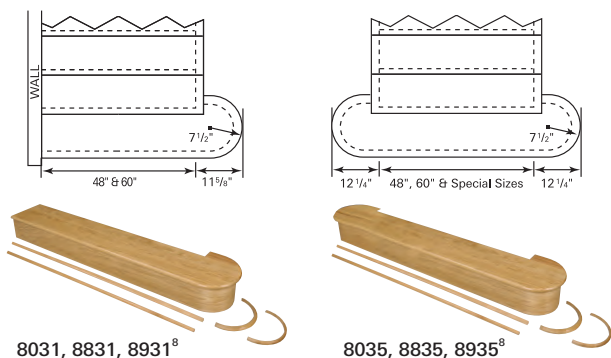


Elevation

## Use With Box Newels

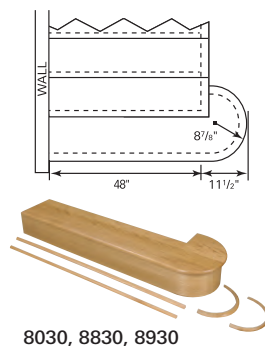
Use XX30 and XX50 with Box Newels.

Use XX31 and XX35 with 6210, 6310 and 6519 turnouts or standard volutes and all climbing volutes.

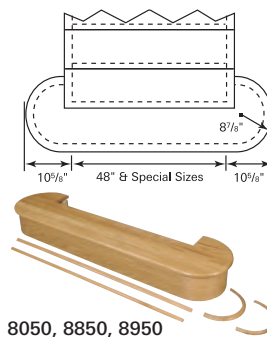


8031, 8831, 8931<sup>B</sup>

8035, 8835, 8935<sup>B</sup>



8030, 8830, 8930



8050, 8850, 8950

<sup>B</sup>Available in Mahogany in 48" lengths (all styles) and 60" lengths (XX31 and XX35 only).

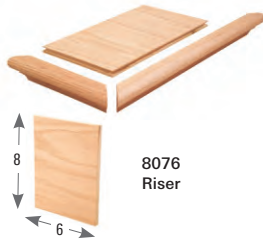


# ACCESSORIES

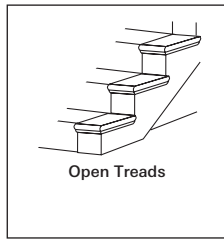
## FALSE TREAD KITS

All dimensions in inches.

**8079  
Open False Tread Kit**  
For open tread right-hand or left-hand applications.  
Also can be used in closed tread applications.



**8076  
Riser**

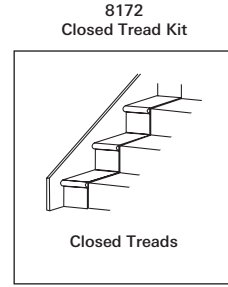


Open Treads

Tread kits include 8076 Risers which also can be purchased separately.




**8076  
Riser**




**8172  
Closed Tread Kit**

Closed Treads

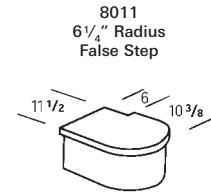


**8179SQ  
Square Edge  
False Tread Cap**

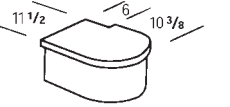


**8071  
Right-hand and Left-hand False Tread Cap Only**

Note: Picture shown is a left-hand



**8011  
6 1/4" Radius  
False Step**



**8012  
Radius Cove  
and Shoe Set.  
Comes with 8011.**

Note: Product is reversible

## NOSING, MOULDINGS & BRACKETS



**8085  
Shoe Moulding**  
1/2" x 3/4"



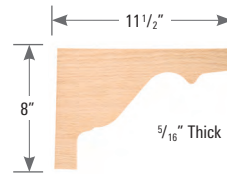
**8095  
Cove Moulding**  
5/8" x 13/16"



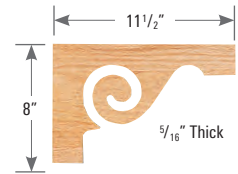
**8080  
1 1/16" x 1 1/4"  
Tread Nosing**  
13" piece or  
lineal available.



**8066  
1 3/4" x 1 1/16"  
Tread Nosing  
with Cove**



**7028  
Plain Bracket**




**7029  
Scroll Bracket**

## SKIRTBOARDS



**8073  
Primed MDF  
Profiled  
Skirtboard**  
3/4" x 11 1/4" x 16'

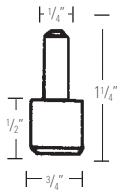


**40012  
Skirtboard**  
3/4" x 11 1/4" x 12'

**40016  
Skirtboard**  
3/4" x 11 1/4" x 16'

Oak Skirtboard—Oak Veneer on one face,  
solid Oak edge-glued, fingerjointed panel substrate  
Maple Skirtboard—Maple Veneer on one face,  
solid Maple edge-glued, fingerjointed panel substrate  
Poplar Skirtboard—Solid Poplar edge-glued, fingerjointed panel  
White Oak—Solid White Oak edge-glued, fingerjointed panel

# HARDWARE & MOUNTING KITS




**2027**  
Dowel Pin



**3001**  
Rail Bolt  
Oak and Poplar  
Plugs Included

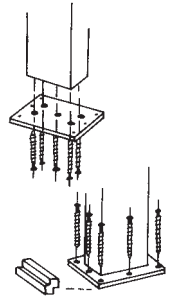
**3032**  
Rail Bolt Driver  
Drill attachment for driving  
rail bolts into newels, fittings,  
walls and handrails.




**3004**  
Newel Mounting Kit



**3005**  
Keylock Fasteners



**3006**  
Newel Mounting Plate  
(For 3" to 3 1/2" Newels)



**3009 - 3"**  
**3019 - 3 1/2"**  
Post Anchor  
\*Hemlock 3 1/2"



**3000-6**  
1" Wood Plugs  
6-Pack

**3025**  
25-Pack



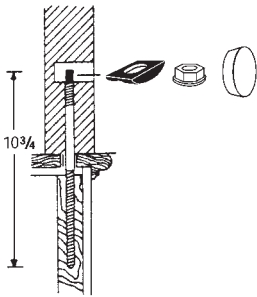
**3024**  
1/2" Tapered Plugs  
25/Pack  
For Flush Mount  
Installations



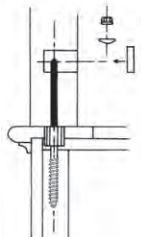
**3026**  
1/2" Button Plugs  
50/Pack



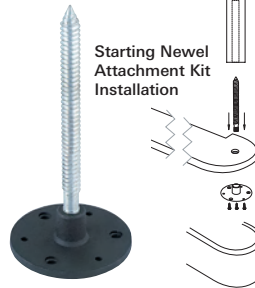
**4099**  
Newel Drop  
2 3/4" x 1 3/4"




**3008**  
SureTite™  
Newel Post Fastener  
Oak and Poplar  
Plugs Included



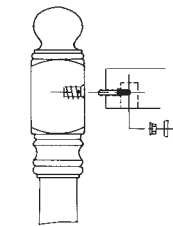
**3070**  
Newel Post  
Fastener



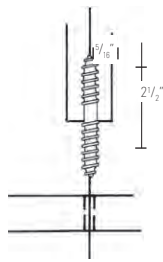
**3072**  
Starting Newel  
Attachment Kit\*



**3073**  
Newel Post  
Fastening Kit

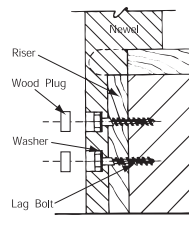


**3075**  
Flush Mount Kit  
For flush mounting  
handrails to newels.

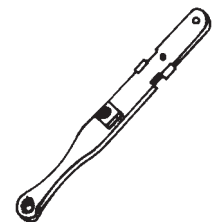


**3076-20/ 3076-50**  
Dowel Screws  
Fully-threaded dowel screws for  
attaching balusters to treads.  
Available in packs of 20 or 50.

**3088**  
Dowel Driver  
Drives the 3076 dowel screw.



**3078**  
Rail/Post Fastener  
Fastens newels to risers  
and handrails to newels.  
(1 bolt per package)



**3092**  
Rail Bolt Wrench  
A versatile tool: Locates holes  
and pilot holes on handrails  
and rail drops, starts and  
tightens hex nut on rail bolt,  
tightens 1/2" hex nuts, drives  
1/16" rail bolts.





*Pictured here with  
8071 False Tread Cap.*



# STAIR PART TERMS

## ILLUSTRATED AND DEFINED



### 1. Universal Newel (5" Top Block)

Choose this newel for a starting newel or first floor newel. Choose a 48" when your rake is less than 33" and 54" or 56" when your rake height is 34" or larger. This newel can also be used on a balcony when 5" block is desired.

### 2. Universal Pin Top Newel w/ Starting Easing (xx10)

Typically, a 48" newel is used in this scenario.

### 3. Crown System Wood Baluster

When using two balusters per tread, use 35" and 39". When using three balusters per tread, use 35", 37-1/2" and 44" (42" for 1-1/4"). These balusters are designed to be cut from the top when installed.

### 4. Three Length Wood Baluster

For 34" or 35" rake heights: use a 34" and 38" baluster when using two balusters per tread. When using three balusters per tread, use 34", 38" and 42". For 35" to 38" rake heights: use a 38" and 42" baluster when using two balusters per tread. When using three balusters per tread, use 38" and two 42".

### 5. Second Floor Landing Newel (11" Top Block)

Second floor or balcony where fittings will not be used.

### 6. Intermediate Landing Newel (14-1/2" Top Block)

Use at landings where the stair continues up another flight of stairs and fittings are not being used.

### 7. Rosette

Used when the rail terminates into a wall. Available in various design including oval, round and square edge.

### 8. Universal Newel (5" Top Block) with Gooseneck (xx99)

Typically, a 54" or 56" newel is used in this scenario.

### 9. Half Newel

Can be used instead of rosettes when the rail terminates into the wall.

### 10. Iron Balusters

Available in hollow or solid. Profiles may vary and are available in 44". Select profiles available in 36" for balconies.

### 11. Box Newels

An alternative to traditional turned post.

### 12. Box Newel with Gooseneck (xx99)

Box newels can be used on landings. A fitting allows the railing to hit above the trim.

### 13. Single Return Tread

Use when one side of the stair is open. Tread is reversible.

### 14. Double Return Tread

Use when both sides of the stair is open.



**15. Riser**

The vertical component of a stair that supports the tread.

**16. Double End Starting Step**

Also available in single end.

**17. Volute Newel with Volute (Pictured: xx30)**

Volute newels include a dowel for installation. Most installations require 42" balusters under a volute.

**18. Universal Pin Top Newel with Turnout (Pictured: XX45)**

A 43" newel can be used on a starting step under a volute or turnout.

**19. Intermediate Pin Top Newel with Quarter Turn Gooseneck Cap and Easing (Pictured: xx65)**

Fitting allows the railing to continue up another flight of stairs.

**20. Intermediate Pin Top Newel with Tandem Cap Gooseneck (xx89)**

Fitting allows the railing to continue straight at the landing.

**21. Tandem Cap (xx20)**

Fittings allows the railing to continue straight over a post.

**22. Quarter Turn with Cap (xx21)**

Fitting allows the railing to turn 90 degrees over a post.



**23. Cable**

A modern balustrade option.

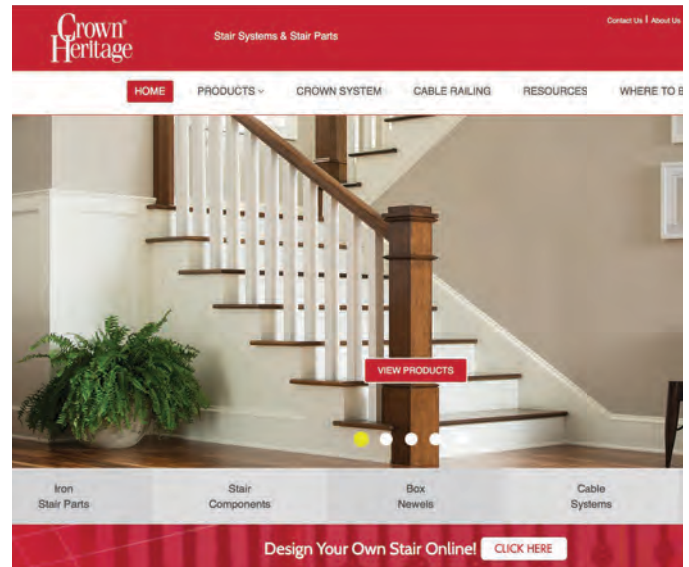
**24. "S" Turn Fitting (Pictured: xx11SRH)**

Fitting allows the railing to turn around a wall.

**25. Kneewall**

A framed wall that covers the treads and risers. Balusters or cable can be installed on a kneewall. Balusters will be shorter than standard stair installations. Select iron profiles available in 30" specifically for kneewall installations.

**DESIGN YOUR OWN STAIR ONLINE**



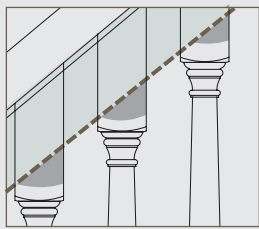


# CORRECT STAIRS

## ARCHITECTURALLY CORRECT STAIRWAYS

### CROWN SYSTEM—HOW TO MAKE YOUR STAIRWAY ARCHITECTURALLY CORRECT

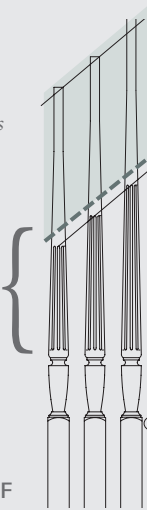
The Crown System is available in standard baluster lengths. For the 1 $\frac{3}{4}$ " balusters, those lengths are 35", 37 $\frac{1}{2}$ ", 39" and 44". For the 1 $\frac{1}{4}$ " balusters, those lengths are 31", 35", 37 $\frac{1}{2}$ ", 39" and 42". In most areas, the building codes require a 34" rake height and a 36" balcony or guardrail height. **Please note** that these balusters are designed to be cut at the top when installed.



Available in standard lengths of 35", 37 $\frac{1}{2}$ ", 39" and 44", but sometimes also offered in 31" and 42" lengths for the 1 $\frac{1}{4}$ " balusters.

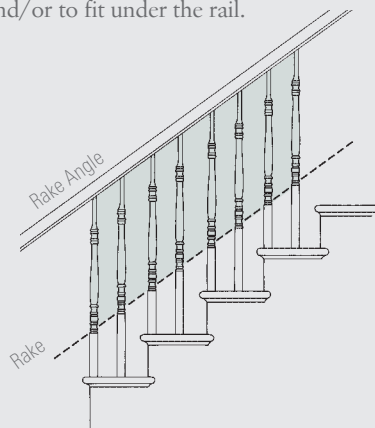
*Our flutes, twists, reeds and ropes will line up correctly with the rake rail, offering a leading feature that other manufacturers cannot provide in a traditional stair balustrade.*

2016F



**For 34" or 35" rake heights:** Using two balusters on the tread, choose the 35" baluster as the first baluster and the 39" baluster as the second baluster. **When using three balusters on a tread, choose the 35", 37 $\frac{1}{2}$ " and 44" balusters** (or use the 42" baluster if you are using 1 $\frac{1}{4}$ " balusters). The top of these balusters will need to be trimmed up to 1 $\frac{1}{2}$ " to lower the rake rail to approximately 34" and/or to fit under the rail.

5300



#### Balcony Balusters

Choose the 35", 37 $\frac{1}{2}$ " or 39" balusters depending upon the height you would like to achieve on the balcony. Remember that a 35" baluster will achieve a balcony height of 36" and is code compliant in most areas.

#### Starting Fitting Balusters

When using 1 $\frac{1}{4}$ " balusters and for 34" and 35" rake heights, use 42" balusters under volutes and turnouts. When using 1 $\frac{3}{4}$ " balusters and for 34" and 35" rake heights, use the 44" balusters under climbing volutes, regular volutes and turnouts.

#### 3 - LENGTH SYSTEM

Available in 34", 38" and 42" lengths. The 3-length System aligns the bottom baluster squares with the rake of the rail.

For 34" to 38" rake heights and two balusters per tread: For 34" to 35" rake heights, use a 34" first baluster and a 38" second baluster. For 35" to 38" rake heights, use a 38" first baluster and a 42" second baluster.

For 34" to 38" rake heights and three balusters per tread: For 34" to 35" rake heights, use a 34" first baluster, a 38" second baluster and a 42" third baluster. For 35" rake heights, use a 38" first baluster, and 42" second and third balusters. When installing three balusters on a tread and using the 3-length System, at least two of the bottom baluster squares will need to be trimmed for proper alignment. Warning: At a 35" to 38" rake height, the 42" baluster may not be long enough to use under gooseneck fittings. Please note that these balusters are designed to be cut at the bottom when installed.

#### Balcony Baluster

Use 38" balusters for 36" balcony rail heights and 42" balusters for 42" balcony rail heights.

#### Starting Fitting Baluster

For 34" to 36" rake heights, use 42" balusters under the volute and 42" balusters under turnouts. Climbing volutes require 42" balusters.

O V E R - T H E - P O S T N E W E L S

**Volute Newel with a Dowel Bottom**

This starting newel is used on a starting step when the installer of the stair system prefers this method of installation. These newels are available with a removable dowel, allowing the installer to shorten the block on the newel if a shorter rake rail height is desired. The longest volute newel is used for 34" rake rail heights.

**Turnout Newel with a Dowel Bottom**

Turnout newels are available only in the Colonial Collection. Use this starting newel on a starting step when the installer prefers this method of installation. The newels come with a removable dowel, allowing the installer to lower the rake rail height if desired. The longest turnout newel is used for 34" rake rail heights.

**Universal Newel (43" long) Square Bottom**

This newel may be used on a starting step under a volute or turnout fitting and when the installer prefers to install Square Bottom newels. This newel also will allow the installer to vary

the installation rake rail height easier than a volute newel. Also, use this newel on level runs or balconies where the installation is flush mounted or a one-rise drape is desired.

**Universal Newel (48" long)**

Choose this newel for the first floor or starting newel when a starting step is not being used, the rake rail height is 34" and a starting easing is being used. This newel also may be used when a longer drape is desired on a level run balcony.

**Intermediate Newel (56" or 58" long)**

Choose this newel for the intermediate landing newel and where long drapes are desired on a level run or balcony.

**Winder Newel (72" long)**

Use this newel on winder treads or pie-shaped treads at the intermediate landing. This newel also may be used at the intermediate landing when a newel drop is being used or a long drape is desired.

P O S T - T O - P O S T N E W E L S

**Universal Newel (48" long with a 5" Top Block)**

Choose this newel for a starting newel or first floor newel when your rake rail height is less than 33". This newel also can be used for level run or balcony installations when a 5" top block newel is desired.

**Universal Newel (54" or 56" long with a 5" Top Block)**

Choose this newel when your rake rail height is 34" or higher. This newel also may be used when fittings are used to gooseneck into the second floor newel or balcony newel. In addition, use this newel at the intermediate landing when a 5" top block newel and a gooseneck fitting are being used and the newel will not be draped over more than one rise. This newel also may be used as a level run or balcony newel when a longer drape is desired.

**Winder Newel (5" Top Block)**

Choose the longest 5" top block newel when the installation has winder or pie-shaped treads at the intermediate landing. This newel also may be used at the intermediate landing when a newel drop is being used.

**Intermediate Landing Newel (14 1/2" Top Block)**

Choose the longest 14 1/2" newel for all intermediate landings where fittings will not be used, and more than one rise is being draped. Only one intermediate newel is available in most collections.

**Intermediate Landing Newel (14 1/2" Top Block)**

Choose the shortest 14 1/2" newel for all intermediate landings where fittings will not be used and the newel will be face mounted to the first rise of the second flight of steps. This newel is not available in all collections.

**Second-floor Landing Newel (11" Top Block)**

Choose this newel when the installation calls for a newel at the second floor or balcony and fittings will not be used.



The following information will help you begin installation of an Over-the-Post Stair System, which is only for interior use. This list will allow the flexibility to comply with most building codes related to baluster spacing and handrail height. Always consult your local building codes before starting installation.

1. **Starting Step:** To be used with volute and turnout fittings. Length is determined from outside finished wall to outside finished wall. (page 74)
2. **Treads:** Excluding the starting step, choose one tread for each step. Open-sided stairs require mitered return treads. Treads are available mitered on one side or both sides. For open-on-one-side stairs, add  $1\frac{1}{8}$ " to the measured length between the finished walls and order the next longest standard length of tread. (pages 72)
3. **Risers:** The required number of risers will be one more than the number of treads chosen in No. 2. Do not choose a riser for the starting step. (page 73)
4. **Skirtboards:** Skirtboards are used on both sides of the stairs, regardless of whether they are open or enclosed. Allow 13" per tread and round up to either 12' or 16' length. (Note, Crown Heritage Skirtboards are only available in 12' and 16' lengths) (page 75)
5. **Landing Tread:** Choose enough landing tread for all landings and balconies.  $5\frac{1}{4}$ " landing tread is used with  $3\frac{1}{2}$ " newels.  $3\frac{1}{4}$ " landing tread may be used with 3" newels. (page 73)
6. **Cove Moulding:** Choose enough footage to go under all landing tread and tread nosing, including tread returns. (page 75)
7. **Starting Fitting:** Choose from volute, turnout or starting easing. (pages 68-69)
8. **Starting Newel:** Choose either a volute newel or the shortest universal newel for the first floor. (pages 48-63)
9. **Intermediate Newel:** Choose the 56" intermediate landing newel for two-rise applications where the newel will drape two rises. Choose the 72" newel if more than two rises are being draped. If the intermediate newel will not be draped, but is face mounted, the 48" newel may be used. (pages 48-63)
10. **Balcony Newel:** Choose the shortest universal newel for flush mount installations or the 48" length when the newel will be draped or mounted below the floor surface. (pages 48-63)
11. **Level Run:** A universal newel should be used at least every eight feet of balcony run. At the corner of the balcony, use a quarter-turn cap over each newel. The 43" universal newel may be used for flush mounts. The 48" universal newel should be used if a draped installation is desired. (pages 48-63)
12. **Half Newel or Rosette:** For the best installation, choose a half newel, which matches the other newels on the job. Alternately, choose a round rosette for all level rail connections and an oval rosette for all angle rail connections. (page 71)
13. **Hardware:** For a sturdy installation, choose the patented Newel Mounting Kit #3072. Choose the appropriate newel mounting hardware for each newel post. (page 76)
14. **Balusters for Volutes and Turnouts:** Four or six  $1\frac{1}{4}$ " balusters and four or five  $1\frac{3}{4}$ " balusters are required under the volute. Turnouts require two  $1\frac{1}{4}$ " and one  $1\frac{3}{4}$ " balusters. For 30" rake heights use 38" or  $37\frac{1}{2}$ " balusters under the volute and use a 42" or 44" baluster under turnouts. For 34" rake heights, use a 42" baluster under volutes and turnouts. When using  $1\frac{1}{4}$ " balusters, choose the 42" baluster. When using  $1\frac{3}{4}$ " balusters, choose the 44" baluster.  
**Warning:** Rake heights over 35" may result in the balusters not being long enough. (pages 48-63)
15. **Balusters for Starting Easing With Cap:** Use one 38" or 39" baluster under a starting easing if your rake height is 30". Use a 42" baluster if your rake rail height is 34". (pages 48-63)
16. **Rake Balusters for 34" Rake Heights (3-length System):** When using two balusters per tread, use the 34" baluster as the first baluster and the 38" baluster as the second baluster. When using three balusters on a tread, use the 34" baluster as the first baluster, a 38" second baluster and a 42" third baluster on the tread. The 38" and 42" balusters will require the bottom of the baluster to be trimmed. (page 48-63)
17. **Rake Balusters for 34" Rake Heights (the Crown System):** When using two balusters per tread, use the 35" baluster as the first baluster and the 39" baluster as the second baluster. When using  $1\frac{1}{4}$ " balusters, choose the 35", 37" and 42" balusters unless you have chosen the 5016—then use the 36", 39" and 42" balusters. When using  $1\frac{3}{4}$ " balusters, choose the 35", 37" and 44" balusters. The Crown System balusters are designed to be trimmed at the top of the balusters. (page 48-63)
18. **Fittings for Landings:** Choose the correct fitting for each newel. Half newels require an opening cap, which will be cut on the job. (pages 68-69)
19. **Handrail:** Choose the appropriate lineal footage of handrail. 13" per step is the average length needed. Our handrail comes factory shrink-wrapped to ensure the product stays clean and remains undamaged. (page 70)
20. **Shoerail:** If shoerail is desired, then choose the appropriate lineal footage. 13" per step is the average length needed. Our shoerail comes factory shrink-wrapped to ensure the product stays clean and remains undamaged. (page 71)
21. **Fillet:** Fillet is shipped **tacked into** all plowed handrails and shoerails. (page 71)
22. **Wood Plug:** A 1" wood plug is needed for each hole bored in the newel. (page 76)
23. **Dowel Screw:** Where the screw method of installation is being used, choose one dowel screw for each baluster except for those balusters being used in a shoerail. This is a recommended, but optional, method of installation. (page 76)
24. **Bracket:** If desired, choose one bracket for each tread. (page 75)

POST-TO-POST TAKE-OFF GUIDE

The following information will help you begin installation of a Post-to-Post Stair System, which is only for interior use. This list will allow the flexibility to comply with most building codes related to baluster spacing and handrail height. Always consult your local building codes before starting installation.

1. **Treads:** Excluding the starting step, choose one tread for each step. Open-sided stairs require mitered return treads. Treads are available mitered on one side or both sides. For open-on-one-side stairs, add 1 1/8" to the measured length between the finished walls and order the next longest standard length of tread. (page 72)
2. **Risers:** The required number of risers will be one more than the number of treads chosen in No. 2. Do not choose a riser for the starting step. (page 73)
3. **Skirtboards:** Skirtboards are used on both sides of the stairs, regardless of whether they are open or enclosed. Allow 13" per tread and round up to either 12' or 16' length. (Note, Crown Heritage skirtboards are only available in 12' and 16' lengths). (page 75)
4. **Landing Tread:** Choose enough landing tread for all landings and balconies. 5 1/4" landing tread is used with 3 1/2" newels. 3 1/4" landing tread may be used with 3" newels. (page 73)
5. **Cove Moulding:** Choose enough footage to go under all landing tread and tread nosing, including tread returns. (page 75)
6. **Starting Newel:** Choose the 48" universal newel, if available, for 30" rake rail heights and the 54" or 56" lengths for 34" rake rail heights. (pages 48-63)
7. **Intermediate Newel:** Choose the appropriate intermediate landing newel with a 14 1/2" top block when not using a fitting and a 5" top block. (pages 48-63)
8. **Second-floor Newel:** Choose the appropriate second-floor landing newel with an 11" top block if fittings are not being used. If fittings are being used, choose a 5" top block universal newel. (pages 48-63)
9. **Balcony Newel:** Choose the shortest universal newel for flush mount installations or the 48" length when the newel will be draped or mounted below the floor surface. (pages 48-63)
10. **Half Newel or Rosette:** For the best installation, choose a half newel, which matches the other newels on the job. Alternately, choose a round rosette for all level rail connections and an oval rosette for all angle rail connections. (page 71)
11. **Hardware:** Choose the appropriate newel mounting hardware for each newel post. (pages 76)
12. **Rake Balusters for 34" Rake Heights (3-length System):** When using **two** balusters per tread, use the 34" baluster as the first baluster and the 38" baluster as the second baluster. When using **three** balusters on a tread, use the 34" baluster as the first baluster, a 38" second baluster and a 42" third baluster on the tread. The 38" and 42" balusters will require the bottom of the baluster to be trimmed. (page 48-63)
13. **Rake Balusters for 34" Rake Heights (the Crown System):** When using **two** balusters per tread, use the 35" baluster as the first baluster and the 39" baluster as the second baluster. When using 1 1/4" balusters, choose the 35", 37", and 42" balusters unless you have chosen the 5016—then use the 36", 39" and 42" balusters. When using 1 3/4" balusters, choose the 35", 37" and 44" balusters. The Crown System balusters are designed to be trimmed at the top of the balusters. (page 48-63)
14. **Handrail:** Choose the appropriate lineal footage of handrail. 13" per step is the average length needed. Our handrail comes factory shrink-wrapped to ensure the product stays clean and remains undamaged. (page 70)
15. **Shoerail:** If shoerail is desired, then choose the appropriate lineal footage. 13" per step is the average length needed. Our shoerail comes factory shrink-wrapped to ensure the product stays clean and remains undamaged. (page 71)
16. **Fillet:** Fillet is shipped **tacked into** all plowed handrails and shoerails. (page 71)
17. **Wood Plug:** A 1" wood plug is needed for each hole bored in the newel. (page 76)
18. **Dowel Screw:** Where the screw method of installation is being used, choose one dowel screw for each baluster, except for those balusters being used in a shoerail. This is a recommended, but optional, method of installation. (page 76)
19. **Bracket:** If desired, choose one bracket for each tread. (page 75)
20. **Handrail Hardware:** Choose a #3078 Rail and Post Fastener or a #3075 Flush Mount Kit for each newel. (page 76)



Downloading our CAD drawings is easy.



| Iron Balusters & Newels |       |                                  |         | Ash Gray | Satin Nickel | Rubbed Bronze | Rubbed Copper | Satin Black | Silver Vein |
|-------------------------|-------|----------------------------------|---------|----------|--------------|---------------|---------------|-------------|-------------|
| pg.                     | Model | Description                      | Size    |          |              |               |               |             |             |
| 24                      | 1000  | Hammered Plain Baluster          | 14 x 44 |          |              | X             | X             |             |             |
| 24                      | 1001  | Hammered 1 Basket Baluster       | 14 x 44 |          |              | X             | X             |             |             |
| 24                      | 1002  | Hammered 2 Basket Baluster       | 14 x 44 |          |              | X             | X             |             |             |
| 30                      | 1060  | Hammered Plain Baluster          | 14 x 44 |          |              | X             | X             |             |             |
| 30                      | 1061  | Hammered 1 Knuckle Baluster      | 14 x 44 |          |              | X             | X             |             |             |
| 30                      | 1062  | Hammered 2 Knuckle Baluster      | 14 x 44 |          |              | X             | X             |             |             |
| 30                      | 1068  | Ham'd Plain w/Scroll Baluster    | 14 x 44 |          |              | X             |               |             |             |
| 31                      | 1070  | Hammered Round Bar Baluster      | 12 x 44 |          |              | X             |               |             |             |
| 31                      | 1071  | Ham'd Round 1 Knuckle Baluster   | 12 x 44 |          |              | X             |               |             |             |
| 31                      | 1072  | Ham'd Round 2 Knuckle Baluster   | 12 x 44 |          |              | X             |               |             |             |
| 31                      | 1074  | Large Ham'd Round Bar Baluster   | 16 x 44 |          |              | X             | X             |             |             |
| 24                      | 1090  | Hammered Plain Newel             | 30 x 48 |          |              | X             | X             |             |             |
| 18                      | 1101  | 1 Twist Baluster                 | 12 x 44 |          |              | X             | X             | X           |             |
| 18                      | 1102  | 2 Twist Baluster                 | 12 x 44 |          |              | X             | X             | X           |             |
| 18                      | 1103  | 2 Twist Baluster                 | 12 x 44 |          |              | X             | X             |             |             |
| 19                      | 1121  | Twist 1 Basket Baluster          | 12 x 44 |          |              | X             | X             | X           |             |
| 19                      | 1122  | Twist 2 Basket Baluster          | 12 x 44 |          |              | X             | X             | X           |             |
| 19                      | 1190  | Twist Newel                      | 30 x 48 |          |              | X             | X             |             |             |
| 28                      | 1501  | Ham'd Spoon 1 Knuckle Baluster   | 14 x 44 |          |              | X             |               |             |             |
| 28                      | 1502  | Ham'd Spoon 2 Knuckle Baluster   | 14 x 44 |          |              | X             |               |             |             |
| 22                      | 1700  | Plain Square Bar Baluster        | 12 x 44 |          |              | X             | X             | X           |             |
| 22                      | 1701  | Plain Square Bar 1 Knuckle Bal   | 12 x 44 |          |              | X             | X             |             |             |
| 22                      | 1702  | Plain Square Bar 2 Knuckle Bal   | 12 x 44 |          |              | X             | X             |             |             |
| 22                      | 1707  | Plain Squiggle Baluster          | 14 x 44 |          |              | X             |               |             |             |
| 23                      | 1708  | Plain Baluster w/ Large Scroll   | 12 x 44 |          |              | X             | X             |             |             |
| 23                      | 1750  | Plain Belly Baluster             | 12 x 41 |          |              | X             |               |             |             |
| 21                      | 2101  | Hollow 1 Twist Baluster          | 19 x 44 |          |              | X             | X             |             |             |
| 21                      | 2102  | Hollow 2 Twist Baluster          | 19 x 44 |          |              | X             | X             |             |             |
| 21                      | 2121  | Hollow Twist 1 Basket Baluster   | 19 x 44 |          |              | X             | X             |             |             |
| 21                      | 2122  | Hollow Twist 2 Basket Baluster   | 19 x 44 |          |              | X             | X             |             |             |
| 21                      | 2700  | Plain Square Bar Baluster        | 19 x 44 |          |              | X             | X             |             |             |
| 21                      | 2701  | 1 Knuckle Baluster               | 19 x 44 |          |              | X             | X             |             |             |
| 21                      | 2702  | 2 Knuckle Baluster               | 19 x 44 |          |              | X             | X             |             |             |
| 21                      | 2708  | Hollow Baluster w/ Large Scroll  | 19 x 44 |          |              | X             | X             |             |             |
| 28                      | 3060  | Hollow Hammered Plain Baluster   | 14 x 44 |          |              | X             | X             | X           |             |
| 18                      | 3101  | 1 Twist Baluster                 | 12 x 36 |          |              | X             |               |             |             |
| 20                      | 3101  | 1 Twist Baluster                 | 12 x 30 |          |              | X             | X             |             |             |
| 18                      | 3101  | 1 Twist Baluster                 | 12 x 44 | X        | X            | X             | X             | X           |             |
| 18                      | 3102  | 2 Twist Baluster                 | 12 x 36 |          |              | X             |               |             |             |
| 20                      | 3102  | 2 Twist Baluster                 | 12 x 30 |          |              | X             | X             |             |             |
| 18                      | 3102  | 2 Twist Baluster                 | 12 x 44 | X        | X            | X             | X             | X           |             |
| 19                      | 3121  | Twist 1 Basket Baluster          | 12 x 36 |          |              | X             |               |             |             |
| 20                      | 3121  | Twist 1 Basket Baluster          | 12 x 30 |          |              | X             | X             |             |             |
| 19                      | 3121  | Twist 1 Basket Baluster          | 12 x 44 | X        | X            | X             | X             | X           |             |
| 19                      | 3122  | Twist 2 Basket Baluster          | 12 x 36 |          |              | X             |               |             |             |
| 20                      | 3122  | Twist 2 Basket Baluster          | 12 x 30 |          |              | X             | X             |             |             |
| 19                      | 3122  | Twist 2 Basket Baluster          | 12 x 44 | X        | X            | X             | X             | X           |             |
| 29                      | 3201  | Hollow Feather Baluster          | 14 x 44 |          |              | X             | X             | X           |             |
| 29                      | 3202  | Hollow Split Feather Baluster    | 14 x 44 |          |              | X             | X             | X           |             |
| 26                      | 3301  | Hollow 1 Ribbon Baluster         | 12 x 44 |          |              | X             | X             |             |             |
| 26                      | 3302  | Hollow 2 Ribbon Baluster         | 12 x 44 |          |              | X             | X             |             |             |
| 26                      | 3321  | 1 Basket 2 Ribbons Baluster      | 12 x 44 |          |              | X             | X             |             |             |
| 26                      | 3322  | 1 Ribbon 2 Baskets Baluster      | 12 x 44 |          |              | X             | X             |             |             |
| 26                      | 3331  | Hollow Ribbon/2 Scrolls Baluster | 12 x 44 |          |              | X             | X             |             |             |
| 27                      | 3332  | Hollow Ribbon/2 Scrolls Baluster | 12 x 44 |          |              | X             |               |             |             |
| 32                      | 3401  | 1 Ring Baluster                  | 12 x 44 |          |              | X             | X             |             |             |
| 32                      | 3402  | Double Ring Baluster             | 12 x 44 |          |              | X             | X             |             |             |
| 22                      | 3404  | Double Bar Baluster              | 12 x 44 |          |              | X             | X             |             |             |
| 32                      | 3406  | 1 Diamond Baluster               | 12 x 44 |          |              | X             | X             |             |             |
| 33                      | 3408  | Oval Baluster                    | 12 x 44 |          |              | X             |               |             |             |
| 33                      | 3409  | Rectangle Baluster               | 12 x 44 |          |              | X             |               |             |             |
| 28                      | 3501  | Hollow Spoon 1 Knuckle Baluster  | 14 x 44 |          |              | X             | X             | X           |             |
| 28                      | 3502  | Hollow Spoon 2 Knuckle Baluster  | 14 x 44 |          |              | X             | X             | X           |             |
| 28                      | 3531  | Hollow Spoon w/ Basket Baluster  | 14 x 44 |          |              | X             | X             | X           |             |
| 22                      | 3700  | Plain Square Bar Baluster        | 12 x 36 |          |              | X             |               |             |             |
| 22                      | 3700  | Plain Square Bar Baluster        | 12 x 44 | X        | X            | X             | X             | X           |             |
| 22                      | 3701  | Plain Baluster w/ 1 Knuckle      | 12 x 44 | X        | X            | X             | X             | X           |             |
| 22                      | 3702  | Plain Baluster w/ 2 Knuckles     | 12 x 44 | X        | X            | X             | X             | X           |             |
| 20                      | 3708  | Plain Baluster w/ Large Scroll   | 12 x 30 |          |              | X             | X             |             |             |
| 23                      | 3708  | Plain Baluster w/ Large Scroll   | 12 x 44 |          |              | X             | X             |             |             |
| 22                      | 4700  | Plain Square Bar Baluster        | 14 x 44 |          |              | X             | X             |             |             |

| Rails and Fillets |         |                                    |  | Beech | Hemlock | Hickory | Mahogany | Maple | Poplar | Red Oak | White Oak | Yellow Pine |
|-------------------|---------|------------------------------------|--|-------|---------|---------|----------|-------|--------|---------|-----------|-------------|
| pg.               | Model   | Description                        |  |       |         |         |          |       |        |         |           |             |
| 70                | 6000P   | Handrail Plowed w/fillet 1-1/4"    |  |       |         |         |          | X     | X      | X       |           |             |
| 70                | 6001P   | Handrail Plowed w/fillet 1-3/4"    |  |       |         |         |          | X     | X      | X       |           |             |
| 70                | 6002    | Handrail 1-5/8 x 2-13/16"          |  |       |         |         |          | X     | X      | X       |           |             |
| 70                | 6005STP | Handrail Plowed Solid Top          |  |       | X       |         |          |       |        | X       |           |             |
| 71                | 6006    | Shoerail Plowed w/fillet 1-3/4"    |  | X     |         |         |          | X     | X      | X       |           |             |
| 71                | 6008    | Shoerail Plowed w/fillet 1-1/4"    |  |       |         |         |          |       |        | X       |           |             |
| 71                | 6009    | Shoerail Plowed w/fillet 1-3/4"    |  |       |         |         |          |       |        | X       |           |             |
| 70                | 6010    | Handrail FJ 2-1/4 x 2-3/8"         |  | X     |         |         |          |       |        | X       | X         | X           |
| 70                | 6010B   | Handrail Bending w/ Mould 7 pc     |  |       |         |         |          |       |        | X       |           |             |
| 70                | 6010P   | Handrail FJ Plowed                 |  | X     |         |         |          |       |        | X       | X         | X           |
| 70                | 6010SC  | Handrail Solid Cap                 |  | X     |         |         |          | X     | X      | X       | X         |             |
| 70                | 6010SCP | Handrail Plowed Solid Cap          |  |       |         |         |          | X     | X      | X       |           |             |
| 70                | 6010ST  | Handrail Solid Top                 |  | X     | X       |         |          |       |        | X       |           |             |
| 70                | 6010STP | Handrail Plowed Solid Top          |  | X     |         |         |          |       |        | X       |           |             |
| 70                | 6011B   | Handrail Bending w/ Mould 9 pc     |  |       |         |         |          |       |        | X       |           |             |
| 71                | 6040    | Wallrail 1-3/4 x 1-5/8"            |  | X     |         |         |          |       |        | X       | X         | X           |
| 71                | 6042    | Wallrail 2-1/4 x 1-9/32"           |  | X     | X       |         |          | X     | X      | X       |           |             |
| 70                | 6100S   | Handrail Solid                     |  |       |         |         |          |       |        | X       |           |             |
| 71                | 6106    | Shoerail Plowed w/fillet 1-1/4"    |  | X     |         |         |          |       |        | X       |           |             |
| 70                | 6203    | Handrail 1-5/8 x 5-1/2"            |  |       |         |         |          |       |        | X       |           |             |
| 71                | 6206    | Shoerail Plowed w/fillet 1-5/8"    |  | X     |         |         |          |       |        | X       |           |             |
| 70                | 6210    | Handrail FJ 2-5/8 x 2-3/8"         |  |       |         |         |          |       |        | X       | X         | X           |
| 70                | 6210B   | Handrail Bending w/Bending Mould   |  |       |         |         |          | X     | X      | X       |           |             |
| 70                | 6210P   | Handrail FJ Plowed w/fillet 1-3/4" |  |       |         |         |          |       |        | X       | X         | X           |
| 70                | 6210SC  | Handrail Solid Cap                 |  | X     |         |         |          | X     | X      | X       | X         |             |
| 70                | 6210SCP | Handrail Plw Solid Cap w/fill      |  | X     |         |         |          | X     | X      | X       |           |             |
| 70                | 6210ST  | Handrail Solid Top                 |  |       |         | X       |          |       |        | X       |           |             |
| 70                | 6210STP | Handrail Plowed Solid Top          |  |       |         |         |          |       |        | X       |           |             |
| 71                | 6245    | Shoerail Plowed w/fillet 1-3/4"    |  |       |         |         |          |       |        | X       |           |             |
| 70                | 6310    | Handrail 2-5/8 x 2-1/4"            |  |       |         |         |          |       |        | X       |           |             |
| 70                | 6310B   | Handrail Bending w/Bending Mould   |  |       |         |         |          |       |        | X       |           |             |
| 70                | 6310S   | Handrail Solid                     |  |       |         |         |          | X     | X      | X       |           |             |
| 70                | 6310SP  | Handrail Plowed Solid              |  |       |         |         |          | X     | X      | X       |           |             |
| 70                | 6310ST  | Handrail Solid Top                 |  |       |         | X       |          |       |        | X       |           |             |
| 70                | 6310STP | Handrail Plowed Solid Top          |  |       |         | X       |          |       |        | X       |           |             |
| 70                | 6519ST  | Handrail Solid Top                 |  |       |         |         |          | X     | X      | X       |           |             |
| 70                | 6519STP | Handrail Plowed Solid Top          |  | X     |         |         |          | X     | X      | X       |           |             |
| 70                | 6602    | Handrail 1-5/8 x 2-1/4"            |  |       |         |         |          | X     | X      | X       |           |             |
| 70                | 6715    | Handrail Solid Top                 |  |       |         |         |          |       |        | X       |           |             |
| 70                | 6840    | Handrail Solid Top                 |  |       |         |         |          |       |        | X       | X         |             |

## SUFFIXES USED

|     |  |
|-----|--|
| B   | Octagonal  |
| B   | Ball Top for Newels                              |
| B   | Bending for Rail                                 |
| B   | Base   |
| BM  | Bending Mold                                     |
| C   | Colonial Ball Top                                |
| DMR | Double Miter Return                              |
| D   | Reed   |
| F   | Flute  |
| H   | Half   |
| LH  | Left Hand  |
| MR  | Mitered Return                                   |
| NCT | No Cap and Trim                                  |
| P   | Plowed   |
| R   | Rope   |
| RH  | Right Hand                                       |
| R   | Ring Top   |
| S   | Spade Top for Newels, 3 Layer Solid for Handrail |
| SC  | Solid Cap Engineered for Rail                    |
| ST  | Solid Top Rail                                   |
| T   | Twist  |

\* All Hemlock Newels are 3-1/4" square and Hemlock Balusters are either 1-1/4" or 1-5/8" square.

| Wood Newels |       |                               |          | Beech | Hemlock | Hickory | Maple | Poplar | Primed | Red Oak | White Oak | Yellow Pine |
|-------------|-------|-------------------------------|----------|-------|---------|---------|-------|--------|--------|---------|-----------|-------------|
| pg.         | Model | Description                   | Size     |       |         |         |       |        |        |         |           |             |
| 57          | 3010  | Universal Newel               | 3.5 x 43 |       |         | X       | X     |        | X      |         |           |             |
| 57          | 3010B | Universal Newel Oct           | 3.5 x 43 |       |         |         |       |        | X      |         |           |             |
| 57          | 3010F | Universal Newel Flute         | 3.5 x 43 |       |         | X       | X     |        | X      |         |           |             |
| 57          | 3010T | Universal Newel Twist         | 3.5 x 43 |       |         | X       | X     |        | X      |         |           |             |
| 57          | 3012  | Rake Newel                    | 3 x 43   |       |         | X       | X     |        | X      |         |           |             |
| 57          | 3013  | Volute Newel                  | 3.5 x 43 |       |         | X       |       |        | X      |         |           |             |
| 57          | 3013B | Volute Newel Oct              | 3.5 x 43 |       |         |         |       |        | X      |         |           |             |
| 57          | 3013F | Volute Newel Flute            | 3.5 x 43 |       |         | X       | X     |        | X      |         |           |             |
| 57          | 3013T | Volute Newel Twist            | 3.5 x 43 |       |         | X       | X     |        | X      |         |           |             |
| 57          | 3014  | Universal Newel               | 3.5 x 48 |       |         | X       | X     |        | X      |         |           |             |
| 57          | 3014B | Universal Newel Oct           | 3.5 x 48 |       |         |         |       |        | X      |         |           |             |
| 57          | 3014F | Universal Newel Flute         | 3.5 x 48 |       |         | X       | X     |        | X      |         |           |             |
| 57          | 3014T | Universal Newel Twist         | 3.5 x 48 |       |         | X       | X     |        | X      |         |           |             |
| 57          | 3015  | 2nd Floor Lndg Newel          | 3.5 x 56 |       |         | X       |       |        | X      |         |           |             |
| 57          | 3015B | 2nd Floor Lndg Newel Oct      | 3.5 x 56 |       |         |         |       |        | X      |         |           |             |
| 57          | 3015F | 2nd Floor Lndg Newel Flute    | 3.5 x 56 |       |         |         | X     |        | X      |         |           |             |
| 57          | 3015T | 2nd Floor Lndg Newel Twist    | 3.5 x 56 |       |         |         | X     |        | X      |         |           |             |
| 57          | 3018  | Winder Newel                  | 3.5 x 72 |       |         | X       | X     |        | X      |         |           |             |
| 57          | 3018B | Winder Newel Oct              | 3.5 x 72 |       |         |         |       |        | X      |         |           |             |
| 57          | 3018F | Winder Newel Flute            | 3.5 x 72 |       |         | X       | X     |        | X      |         |           |             |
| 57          | 3018T | Winder Newel Twist            | 3.5 x 72 |       |         | X       | X     |        | X      |         |           |             |
| 57          | 3040  | Universal Newel               | 3.5 x 48 |       |         | X       | X     |        | X      |         |           |             |
| 57          | 3040B | Universal Newel Oct           | 3.5 x 48 |       |         |         |       |        | X      |         |           |             |
| 57          | 3040F | Universal Newel Flute         | 3.5 x 48 |       |         | X       | X     |        | X      |         |           |             |
| 57          | 3040T | Universal Newel Twist         | 3.5 x 48 |       |         | X       | X     |        | X      |         |           |             |
| 57          | 3042  | Universal Newel               | 3.5 x 56 |       |         | X       | X     |        | X      |         |           |             |
| 57          | 3042B | Universal Newel Oct           | 3.5 x 56 |       |         |         |       |        | X      |         |           |             |
| 57          | 3042F | Universal Newel Flute         | 3.5 x 56 |       |         |         | X     |        | X      |         |           |             |
| 57          | 3042T | Universal Newel Twist         | 3.5 x 56 |       |         |         | X     |        | X      |         |           |             |
| 57          | 3045  | 2nd Floor Lndg Newel          | 3.5 x 58 |       |         | X       | X     |        | X      |         |           |             |
| 57          | 3045B | 2nd Floor Lndg Newel Oct      | 3.5 x 58 |       |         |         |       |        | X      |         |           |             |
| 57          | 3045F | 2nd Floor Lndg Newel Flute    | 3.5 x 58 |       |         |         | X     |        | X      |         |           |             |
| 57          | 3045T | 2nd Floor Lndg Newel Twist    | 3.5 x 58 |       |         | X       | X     |        | X      |         |           |             |
| 57          | 3046  | Intermediate Newel            | 3.5 x 72 |       |         |         |       |        | X      |         |           |             |
| 57          | 3046B | Intermediate Newel Oct        | 3.5 x 72 |       |         |         |       |        | X      |         |           |             |
| 57          | 3046F | Intermediate Newel Flute      | 3.5 x 72 |       |         |         | X     |        | X      |         |           |             |
| 57          | 3046T | Intermediate Newel Twist      | 3.5 x 72 |       |         |         | X     |        | X      |         |           |             |
| 57          | 3047  | Intermediate Newel            | 3.5 x 58 |       |         | X       | X     |        | X      |         |           |             |
| 57          | 3047B | Intermediate Newel Oct        | 3.5 x 58 |       |         |         |       |        | X      |         |           |             |
| 57          | 3047F | Intermediate Newel Flute      | 3.5 x 58 |       |         | X       | X     |        | X      |         |           |             |
| 57          | 3047T | Intermediate Newel Twist      | 3.5 x 58 |       |         | X       | X     |        | X      |         |           |             |
| 57          | 3055  | Winder Newel                  | 3.5 x 72 |       |         | X       |       |        | X      |         |           |             |
| 57          | 3055B | Winder Newel Oct              | 3.5 x 72 |       |         |         |       |        | X      |         |           |             |
| 57          | 3055F | Winder Newel Flute            | 3.5 x 72 |       |         |         | X     |        | X      |         |           |             |
| 57          | 3055T | Winder Newel Twist            | 3.5 x 72 |       |         |         | X     |        | X      |         |           |             |
| 51          | 3209  | Rake Newel                    | 3 x 43   |       |         | X       | X     |        | X      |         |           |             |
| 51          | 3214  | Universal Newel               | 3 x 48   |       |         | X       | X     |        | X      |         |           |             |
| 51          | 3215  | 2nd Floor Lndg Newel          | 3 x 58   |       |         | X       | X     |        | X      |         |           |             |
| 51          | 3240  | Universal Newel               | 3 x 48   |       |         | X       | X     |        | X      |         |           |             |
| 51          | 3242  | Universal Newel               | 3 x 54   |       |         | X       | X     |        | X      |         |           |             |
| 51          | 3245  | 2nd Floor Lndg Ball Top Newel | 3 x 58   |       |         | X       | X     |        | X      |         |           |             |
| 51          | 3246  | Intermediate Newel            | 3 x 58   |       |         | X       | X     |        | X      |         |           |             |
| 51          | 3314  | Universal Newel               | 3.5 x 48 |       |         | X       | X     |        | X      |         |           |             |
| 51          | 3315  | 2nd Floor Lndg Newel          | 3.5 x 56 |       |         | X       | X     |        | X      |         |           |             |
| 51          | 3340  | Universal Newel               | 3.5 x 48 |       |         | X       | X     |        | X      |         |           |             |
| 51          | 3342  | Universal Newel               | 3.5 x 56 |       |         | X       | X     |        | X      |         |           |             |
| 51          | 3345  | 2nd Floor Lndg Ball Top Newel | 3.5 x 56 |       |         | X       | X     |        | X      |         |           |             |
| 63          | 4000  | S4S Newel                     | 3.5 x 48 | X     | X       |         | X     |        | X      |         |           |             |
| 63          | 4001  | S4S Newel                     | 3.5 x 56 | X     |         |         | X     |        | X      |         |           |             |
| 63          | 4002  | 4 X 4 S4S Newel               | 4 x 48   |       |         |         | X     |        | X      |         |           |             |
| 63          | 4003  | 4 X 4 S4S Newel               | 4 x 56   |       |         |         | X     |        | X      |         |           |             |
| 59          | 4004  | Hampton Mushrm Top Newel      | 3.5 x 48 | X     |         |         | X     |        | X      |         |           |             |
| 59          | 4004B | Hampton Ball Top Newel        | 3.5 x 48 |       | X       |         | X     |        | X      |         |           |             |
| 59          | 4004S | Hampton Spade Top Newel       | 3.5 x 48 |       | X       |         | X     |        | X      |         |           |             |
| 59          | 4005  | Hampton Mushrm Top Newel      | 3.5 x 56 | X     | X       |         | X     |        | X      |         |           |             |
| 59          | 4005B | Hampton Ball Top Newel        | 3.5 x 56 | X     | X       |         | X     |        | X      |         |           |             |
| 59          | 4005S | Hampton Spade Top Newel       | 3.5 x 56 | X     | X       |         | X     |        | X      |         |           |             |
| 59          | 4006  | Hampton Mushrm Top Newel      | 3.5 x 72 | X     |         |         | X     |        | X      |         |           |             |
| 59          | 4006B | Hampton Ball Top Newel        | 3.5 x 72 | X     |         |         | X     |        | X      |         |           |             |
| 59          | 4006S | Hampton Spade Top Newel       | 3.5 x 72 | X     |         |         | X     |        | X      |         |           |             |
| 61          | 4010  | Universal Newel               | 3 x 43   | X     |         |         | X     |        | X      |         |           |             |
| 61          | 4011  | Volute / Turnout              | 3 x 43   | X     |         |         | X     |        | X      |         |           |             |
| 61          | 4013  | Rake Newel                    | 3 x 43   | X     |         |         | X     |        | X      |         |           |             |
| 61          | 4014  | Universal Lndg Newel          | 3 x 48   | X     | X       |         | X     |        | X      |         |           | X           |
| 61          | 4015  | 2nd Floor Lndg Newel          | 3 x 58   | X     | X       |         | X     |        | X      |         |           |             |
| 61          | 4018  | Winder Newel                  | 3 x 72   | X     |         |         |       |        | X      |         |           |             |
| 61          | 4040  | Universal Mushrm Top Newel    | 3 x 48   | X     | X       |         | X     |        | X      |         |           | X           |
| 61          | 4040B | Universal Ball Top Newel      | 3 x 48   | X     | X       |         | X     |        | X      |         |           | X           |

| Wood Newels |          |                               |             | Beech | Hemlock | Hickory | Maple | Poplar | Primed | Red Oak | White Oak | Yellow Pine |
|-------------|----------|-------------------------------|-------------|-------|---------|---------|-------|--------|--------|---------|-----------|-------------|
| pg.         | Model    | Description                   | Size        |       |         |         |       |        |        |         |           |             |
| 61          | 4041     | Knee Wall Mushrm Top Newel    | 3 x 48      |       |         |         |       |        | X      |         |           | X           |
| 61          | 4041B    | Knee Wall Ball Top Newel      | 3 x 48      |       |         |         |       |        | X      |         |           | X           |
| 61          | 4042     | Universal Mushrm Top Newel    | 3 x 54      | X     | X       |         |       |        | X      |         | X         | X           |
| 61          | 4042B    | Universal Ball Top Newel      | 3 x 54      | X     | X       |         |       |        | X      |         | X         | X           |
| 61          | 4045     | 2nd Floor Lndg Mush Top Newel | 3 x 58      | X     | X       |         |       |        | X      |         | X         | X           |
| 61          | 4045B    | 2nd Floor Lndg Ball Top Newel | 3 x 58      | X     | X       |         |       |        | X      |         | X         | X           |
| 61          | 4046     | Intermediate Mushrm Top Newel | 3 x 72      | X     |         |         |       |        | X      |         | X         | X           |
| 61          | 4046B    | Intermediate Ball Top Newel   | 3 x 72      | X     |         |         |       |        | X      |         | X         | X           |
| 61          | 4047     | Intermediate Mushrm Top Newel | 3 x 54      | X     |         |         |       |        | X      |         | X         | X           |
| 61          | 4047B    | Intermediate Ball Top Newel   | 3 x 54      | X     |         |         |       |        | X      |         | X         | X           |
| 61          | 4050     | Starting Newel                | 2.25 x 43   | X     |         |         |       |        | X      |         | X         | X           |
| 61          | 4055     | Winder Mushrm Top Newel       | 3 x 72      | X     |         |         |       |        | X      |         | X         | X           |
| 61          | 4055B    | Winder Ball Top Newel         | 3 x 72      | X     |         |         |       |        | X      |         | X         | X           |
| 61          | 4060     | Starting Newel                | 2.75 x 43   | X     |         |         |       |        | X      |         | X         | X           |
| 40          | 4076     | Box Newel                     | 3.5 x 58    | X     |         | X       | X     |        | X      |         | X         | X           |
| 40          | 4077     | Box Newel 3.5 with Bevel Cap  | 3.5 x 56    |       |         |         |       |        | X      |         |           | X           |
| 40          | 4082     | Flute Box Newel               | 4.25 x 56.5 |       |         |         |       |        | X      |         |           | X           |
| 41          | 4083     | Panel Box Newel               | 4.25 x 56.5 |       |         |         |       |        |        |         |           | X           |
| 63          | 4086     | Starting Newel                | 3 x 43.5    | X     |         |         |       |        |        |         |           | X           |
| 63          | 4087     | 2nd Floor Lndg Newel          | 3 x 60      | X     |         |         |       |        |        |         |           | X           |
| 63          | 4088     | 2nd Floor Lndg Newel          | 3 x 68.5    | X     |         |         |       |        |        |         |           | X           |
| 40          | 4091     | Box Newel                     | 6.25 x 55   | X     |         | X       | X     |        | X      |         | X         | X           |
| 41          | 4092     | Flute Box Newel               | 7.5 x 56    |       |         |         |       |        | X      |         | X         | X           |
| 41          | 4093     | Panel Box Newel               | 7.5 x 56    |       |         |         |       |        | X      |         | X         | X           |
| 42          | 4094     | Primed Box Newel              | 4 x 58      |       |         |         |       |        | X      |         | X         |             |
| 42          | 4094F    | Primed Box Newel - Flute      | 4 x 58      |       |         |         |       |        | X      |         | X         |             |
| 44          | 4094FNCT | Flute Prm Box Newel NoCap&T   | 4 x 58      |       |         |         |       |        |        |         |           | X           |
| 44          | 4094NCT  | Primed Box Newel No Cap & Tri | 4 x 58      |       |         |         |       |        |        |         |           | X           |
| 42          | 4094NS   | Primed Box Newel - No Stain   | 4 x 58      |       |         |         |       |        |        |         |           | X           |
| 42          | 4094NSF  | Prime Box Newel-No Stain&Flut | 4 x 58      |       |         |         |       |        |        |         |           | X           |
| 42          | 4095     | Primed Box Newel              | 5 x 58      |       |         |         |       |        | X      |         | X         |             |
| 42          | 4095F    | Primed Box Newel - Flute      | 5 x 58      |       |         |         |       |        | X      |         | X         |             |
| 44          | 4095FNCT | Flute Prm Box Newel NoCap&T   | 5 x 58      |       |         |         |       |        |        |         |           | X           |
| 44          | 4095NCT  | Primed Box Newel No Cap & Tri | 5 x 58      |       |         |         |       |        |        |         |           | X           |
| 42          | 4095NS   | Primed Box Newel - No Stain   | 5 x 58      |       |         |         |       |        |        |         |           | X           |
| 42          | 4095NSF  | Prime Box Newel-No Stain&Flut | 5 x 58      |       |         |         |       |        |        |         |           | X           |
| 41          | 4096     | Panel Box Newel               | 7.5 x 56    |       |         |         |       |        |        |         |           | X           |
| 41          | 4097     | Recess Panel Box Newel        | 4.25 x 56.5 |       |         |         |       |        | X      |         | X         | X           |
| 41          | 4098     | Recess Panel Box Newel        | 7.5 x 56.5  |       |         |         |       |        | X      |         | X         | X           |
| 63          | 4100     | Newel S4S                     | 3.5 x 48    |       |         |         |       |        | X      |         |           | X           |
| 63          | 4101     | Newel S4S                     | 3.5 x 56    |       |         |         |       |        | X      |         |           | X           |
| 63          | 4102     | Newel S4S                     | 3.5 x 48    |       |         |         |       |        | X      |         |           | X           |
| 63          | 4103     | Newel S4S                     | 3.5 x 56    |       |         |         |       |        | X      |         |           | X           |
| 40          | 4176     | Box Newel                     | 5 x 58      |       |         |         |       |        |        |         |           | X           |
| 40          | 4177     | Box Newel                     | 5 x 58      |       |         |         |       |        |        |         |           | X           |
| 61          | 4180     | Universal Mushrm Top Newel    | 3 x 48      |       |         |         |       |        | X      |         | X         | X           |
| 61          | 4180B    | Universal Ball Top Newel      | 3 x 48      | X     |         |         |       |        | X      |         | X         | X           |
| 61          | 4181     | Knee Wall Mushrm Top Newel    | 3 x 48      |       |         |         |       |        | X      |         | X         | X           |
| 61          | 4181B    | Knee Wall Ball Top Newel      | 3 x 48      | X     | X       |         |       |        | X      |         | X         | X           |
| 61          | 4182     | Universal Mushrm Top Newel    | 3 x 56      |       |         |         |       |        | X      |         | X         | X           |
| 61          | 4182B    | Universal Ball Top Newel      | 3 x 56      | X     |         |         |       |        | X      |         | X         | X           |
| 61          | 4185     | 2nd Floor Lndg Newel          | 3 x 56      | X     |         |         |       |        | X      |         | X         | X           |
| 61          | 4185B    | 2nd Floor Lndg Ball Top Newel | 3 x 56      | X     | X       |         |       |        | X      |         | X         | X           |
| 61          | 4186     | Winder Mushrm Newel           | 3 x 58      |       |         |         |       |        | X      |         | X         | X           |
| 61          | 4186B    | Winder Ball Top Newel         | 3 x 58      | X     |         |         |       |        | X      |         | X         | X           |
| 40          | 4191     | Box Newel                     | 8 x 56      |       |         |         |       |        | X      |         |           | X           |
| 61          | 4195     | Winder Mushroom Newel         | 3 x 72      |       |         |         |       |        | X      |         | X         | X           |
| 61          | 4195B    | Winder Ball Top Newel         | 3 x 72      | X     |         |         |       |        | X      |         | X         | X           |
| 59          | 4212     | Rake Newel                    | 3 x 43      |       |         |         |       |        | X      |         |           | X           |
| 59          | 4270     | Universal Hampton Newel       | 3.5 x 43    |       |         |         |       |        | X      |         | X         | X           |
| 59          | 4270B    | Universal Hampton Newel Oct   | 3.5 x 43    |       |         |         |       |        |        |         |           | X           |
| 59          | 4272     | Volute Hampton Newel          | 3.5 x 41    |       |         |         |       |        | X      |         |           | X           |
| 59          | 4272B    | Volute Hampton Newel Oct      | 3.5 x 41    |       |         |         |       |        |        |         |           | X           |
| 59          | 4274     | Universal Hampton Newel       | 3 x 48      |       |         |         |       |        | X      |         | X         | X           |
| 59          | 4274     | Universal Hampton Newel       | 3.5 x 48    |       |         |         |       |        |        |         |           | X           |
| 59          | 4274B    | Universal Hampton Newel Oct   | 3.5 x 48    |       |         |         |       |        |        |         |           | X           |
| 59          | 4275     | Univrsl Lndg Hampton Newel    | 3.5 x 56    |       |         | X       |       |        | X      |         | X         | X           |

| Wood Newels |       |                               |             | Beech | Hemlock | Hickory | Maple | Poplar | Primed | Red Oak | White Oak | Yellow Pine |
|-------------|-------|-------------------------------|-------------|-------|---------|---------|-------|--------|--------|---------|-----------|-------------|
| pg.         | Model | Description                   | Size        |       |         |         |       |        |        |         |           |             |
| 59          | 45038 | 2nd Floor Lndg Hamptn Newl O  | 3.5 x 56    |       |         |         |       |        | X      |         |           |             |
| 59          | 4505  | Winder Hampton Newel          | 3.5 x 72    |       |         | X       |       |        | X      |         |           |             |
| 59          | 45058 | Winder Hampton Newel Oct      | 3.5 x 72    |       |         |         |       |        | X      |         |           |             |
| 59          | 4507  | 2nd Floor Lndg Hamptn Newel   | 3.5 x 48    |       |         | X       |       |        | X      |         |           |             |
| 59          | 45078 | 2nd Floor Lndg Hamptn Newl O  | 3.5 x 48    |       |         |         |       |        | X      |         |           |             |
| 59          | 4508  | Intermediate Hampton Newel    | 3.5 x 58    | X     |         | X       | X     |        | X      |         |           |             |
| 59          | 45088 | Intermediate Hamptn Newel Oct | 3.5 x 58    |       |         |         |       |        | X      |         |           |             |
| 59          | 4664  | Universal Hampton Newel       | 4.5 x 48    |       |         |         |       |        | X      |         |           |             |
| 59          | 4665  | Universal Hampton Newel       | 4.5 x 56    |       |         |         |       |        | X      |         |           |             |
| 55          | 4810  | Universal Newel               | 3.5 x 43    |       |         |         |       |        | X      |         |           |             |
| 55          | 48108 | Universal Newel Oct           | 3.5 x 43    |       |         |         |       |        | X      |         |           |             |
| 55          | 4810D | Universal Newel Reed          | 3.5 x 43    |       |         |         |       |        | X      |         |           |             |
| 55          | 4812  | Rake Newel                    | 3 x 43      |       |         |         |       |        | X      |         |           |             |
| 55          | 4813  | Volute Newel                  | 3.5 x 48    |       |         |         |       |        | X      |         |           |             |
| 55          | 48138 | Volute Newel Oct              | 3.5 x 48    |       |         |         |       |        | X      |         |           |             |
| 55          | 4813D | Volute Newel Reed             | 3.5 x 48    |       |         |         |       |        | X      |         |           |             |
| 55          | 4814  | Universal Newel               | 3.5 x 48    |       |         |         |       |        | X      |         |           |             |
| 55          | 48148 | Universal Newel Oct           | 3.5 x 48    |       |         |         |       |        | X      |         |           |             |
| 55          | 4814D | Universal Newel Reed          | 3.5 x 48    |       |         |         |       |        | X      |         |           |             |
| 55          | 4825  | Landing Newel                 | 3.5 x 56    |       |         |         |       |        | X      |         |           |             |
| 55          | 48258 | Landing Newel Oct             | 3.5 x 56    |       |         |         |       |        | X      |         |           |             |
| 55          | 4825D | Landing Newel Reed            | 3.5 x 56    |       |         |         |       |        | X      |         |           |             |
| 55          | 4842  | Universal Newel               | 3.5 x 56    |       |         |         |       |        | X      |         |           |             |
| 55          | 48428 | Universal Newel Oct           | 3.5 x 56    |       |         |         |       |        | X      |         |           |             |
| 55          | 4842D | Universal Newel Reed          | 3.5 x 56    |       |         |         |       |        | X      |         |           |             |
| 55          | 4845  | 2nd Floor Lndg Newel          | 3.5 x 56    |       |         |         |       |        | X      |         |           |             |
| 55          | 48458 | 2nd Floor Lndg Newel Oct      | 3.5 x 56    |       |         |         |       |        | X      |         |           |             |
| 55          | 4845D | 2nd Floor Lndg Newel Reed     | 3.5 x 56    |       |         |         |       |        | X      |         |           |             |
| 55          | 4866  | Intermediate Newel            | 3.5 x 58    |       |         |         |       |        | X      |         |           |             |
| 55          | 48668 | Intermediate Newel Oct        | 3.5 x 58    |       |         |         |       |        | X      |         |           |             |
| 55          | 4866D | Intermediate Newel Reed       | 3.5 x 58    |       |         |         |       |        | X      |         |           |             |
| 53          | 8510  | Universal Newel Plain         | 3.5 x 43    |       |         |         |       |        | X      |         |           |             |
| 53          | 85108 | Universal Newel Oct           | 3.5 x 43    |       |         |         |       |        | X      |         |           |             |
| 53          | 8510F | Universal Newel Flute         | 3.5 x 43    |       |         |         |       |        | X      |         |           |             |
| 53          | 8510R | Universal Newel Rope          | 3.5 x 43    |       |         |         |       |        | X      |         |           |             |
| 53          | 8512  | Rake Newel                    | 3 x 43      |       |         |         |       |        | X      |         |           |             |
| 53          | 8513  | Volute Newel Plain            | 3.5 x 43    |       |         |         |       |        | X      |         |           |             |
| 53          | 85138 | Volute Newel Oct              | 3.5 x 43    |       |         |         |       |        | X      |         |           |             |
| 53          | 8513F | Volute Newel Flute            | 3.5 x 43    |       |         |         |       |        | X      |         |           |             |
| 53          | 8513R | Volute Newel Rope             | 3.5 x 43    |       |         |         |       |        | X      |         |           |             |
| 53          | 8514  | Universal Newel Plain         | 3.5 x 48    |       |         |         |       |        | X      |         |           |             |
| 53          | 85148 | Universal Newel Oct           | 3.5 x 48    |       |         |         |       |        | X      |         |           |             |
| 53          | 8514F | Universal Newel Flute         | 3.5 x 48    |       |         |         |       |        | X      |         |           |             |
| 53          | 8514R | Universal Newel Rope          | 3.5 x 48    |       |         |         |       |        | X      |         |           |             |
| 53          | 8525  | Landing Newel Plain           | 3.5 x 56    |       |         |         |       |        | X      |         |           |             |
| 53          | 85258 | Landing Newel Oct             | 3.5 x 56    |       |         |         |       |        | X      |         |           |             |
| 53          | 8525F | Landing Newel Flute           | 3.5 x 56    |       |         |         |       |        | X      |         |           |             |
| 53          | 8525R | Landing Newel Rope            | 3.5 x 56    |       |         |         |       |        | X      |         |           |             |
| 53          | 8542  | Universal Newel Plain         | 3.5 x 56    |       |         |         |       |        | X      |         |           |             |
| 53          | 85428 | Universal Newel Oct           | 3.5 x 56    |       |         |         |       |        | X      |         |           |             |
| 53          | 8542F | Universal Newel Flute         | 3.5 x 56    |       |         |         |       |        | X      |         |           |             |
| 53          | 8542R | Universal Newel Rope          | 3.5 x 56    |       |         |         |       |        | X      |         |           |             |
| 53          | 8545  | 2nd Floor Lndg Newel Plain    | 3.5 x 56    |       |         |         |       |        | X      |         |           |             |
| 53          | 85458 | 2nd Floor Lndg Newel Oct      | 3.5 x 56    |       |         |         |       |        | X      |         |           |             |
| 53          | 8545F | 2nd Floor Lndg Newel Flute    | 3.5 x 56    |       |         |         |       |        | X      |         |           |             |
| 53          | 8545R | 2nd Floor Lndg Newel Rope     | 3.5 x 56    |       |         |         |       |        | X      |         |           |             |
| 53          | 8547  | Intermediate Newel Plain      | 3.5 x 58    |       |         |         |       |        | X      |         |           |             |
| 53          | 85478 | Intermediate Newel Oct        | 3.5 x 58    |       |         |         |       |        | X      |         |           |             |
| 53          | 8547F | Intermediate Newel Flute      | 3.5 x 58    |       |         |         |       |        | X      |         |           |             |
| 53          | 8547R | Intermediate Newel Rope       | 3.5 x 58    |       |         |         |       |        | X      |         |           |             |
| 52          | 9012  | W'burg Universal Newel Plain  | 3.5 x 48    |       |         |         |       |        | X      |         |           |             |
| 52          | 9012F | W'burg Universal Newel Flute  | 3.5 x 48    |       |         |         |       |        | X      |         |           |             |
| 52          | 9012R | W'burg Universal Newel Rope   | 3.5 x 48    |       |         |         |       |        | X      |         |           |             |
| 52          | 9013  | W'burg Volute Newel Plain     | 3.5 x 48    |       |         |         |       |        | X      |         |           |             |
| 52          | 9013F | W'burg Volute Newel Flute     | 3.5 x 48    |       |         |         |       |        | X      |         |           |             |
| 52          | 9013R | W'burg Volute Newel Rope      | 3.5 x 48    |       |         |         |       |        | X      |         |           |             |
| 52          | 9025  | W'burg Lndg Newel Plain       | 3.5 x 56    |       |         |         |       |        | X      |         |           |             |
| 52          | 9025F | W'burg Lndg Newel Flute       | 3.5 x 56    |       |         |         |       |        | X      |         |           |             |
| 52          | 9025R | W'burg Lndg Newel Rope        | 3.5 x 56    |       |         |         |       |        | X      |         |           |             |
| 52          | 9043  | W'burg Universal Newel Plain  | 3.5 x 56    |       |         |         |       |        | X      |         |           |             |
| 52          | 9043F | W'burg Universal Newel Flute  | 3.5 x 56    |       |         |         |       |        | X      |         |           |             |
| 54          | 1805  | 1800's Baluster Sq Top Plain  | 1.75 x 35   |       |         |         | X     |        | X      |         |           |             |
| 54          | 1805  | 1800's Baluster Sq Top Plain  | 1.75 x 37.5 |       |         |         | X     |        | X      |         |           |             |
| 54          | 1805  | 1800's Baluster Sq Top Plain  | 1.75 x 39   |       |         |         | X     |        | X      |         |           |             |
| 54          | 1805  | 1800's Baluster Sq Top Plain  | 1.75 x 44   |       |         |         | X     |        | X      |         |           |             |

| Wood Balusters |       |                                 |             | Beech | Hemlock | Hickory | Maple | Poplar | Primed | Red Oak | White Oak | Yellow Pine |
|----------------|-------|---------------------------------|-------------|-------|---------|---------|-------|--------|--------|---------|-----------|-------------|
| pg.            | Model | Description                     | Size        |       |         |         |       |        |        |         |           |             |
| 54             | 18058 | 1800's Baluster Sq Top Oct      | 1.75 x 35   |       |         |         |       | X      | X      |         |           |             |
| 54             | 18058 | 1800's Baluster Sq Top Oct      | 1.75 x 37.5 |       |         |         |       | X      | X      |         |           |             |
| 54             | 18058 | 1800's Baluster Sq Top Oct      | 1.75 x 39   |       |         |         |       | X      | X      |         |           |             |
| 54             | 18058 | 1800's Baluster Sq Top Oct      | 1.75 x 44   |       |         |         |       | X      | X      |         |           |             |
| 54             | 1805D | 1800's Baluster Sq Top Reed     | 1.75 x 35   |       |         |         |       | X      | X      |         |           |             |
| 54             | 1805D | 1800's Baluster Sq Top Reed     | 1.75 x 37.5 |       |         |         |       | X      | X      |         |           |             |
| 54             | 1805D | 1800's Baluster Sq Top Reed     | 1.75 x 39   |       |         |         |       | X      | X      |         |           |             |
| 54             | 1805D | 1800's Baluster Sq Top Reed     | 1.75 x 44   |       |         |         |       | X      | X      |         |           |             |
| 54             | 1815  | 1800's Baluster Pin Top Plain   | 1.75 x 35   |       |         |         |       | X      | X      | X       |           |             |
| 54             | 1815  | 1800's Baluster Pin Top Plain   | 1.75 x 37.5 |       |         |         |       | X      | X      | X       |           |             |
| 54             | 1815  | 1800's Baluster Pin Top Plain   | 1.75 x 39   |       |         |         |       | X      | X      | X       |           |             |
| 54             | 1815  | 1800's Baluster Pin Top Plain   | 1.75 x 44   |       |         |         |       | X      | X      | X       |           |             |
| 54             | 18158 | 1800's Baluster Pin Top Oct     | 1.75 x 35   |       |         |         |       | X      | X      | X       |           |             |
| 54             | 18158 | 1800's Baluster Pin Top Oct     | 1.75 x 37.5 |       |         |         |       | X      | X      | X       |           |             |
| 54             | 18158 | 1800's Baluster Pin Top Oct     | 1.75 x 39   |       |         |         |       | X      | X      | X       |           |             |
| 54             | 18158 | 1800's Baluster Pin Top Oct     | 1.75 x 44   |       |         |         |       | X      | X      | X       |           |             |
| 54             | 1815D | 1800's Baluster Pin Top Reed    | 1.75 x 35   |       |         |         |       | X      | X      | X       |           |             |
| 54             | 1815D | 1800's Baluster Pin Top Reed    | 1.75 x 37.5 |       |         |         |       | X      | X      | X       |           |             |
| 54             | 1815D | 1800's Baluster Pin Top Reed    | 1.75 x 39   |       |         |         |       | X      | X      | X       |           |             |
| 54             | 1815D | 1800's Baluster Pin Top Reed    | 1.75 x 44   |       |         |         |       | X      | X      | X       |           |             |
| 54             | 1825  | 1800's Baluster Pin Top Plain   | 2.25 x 35   |       |         |         |       | X      |        |         |           |             |
| 54             | 1825  | 1800's Baluster Pin Top Plain   | 2.25 x 37.5 |       |         |         |       | X      |        |         |           |             |
| 54             | 1825  | 1800's Baluster Pin Top Plain   | 2.25 x 39   |       |         |         |       | X      |        |         |           |             |
| 54             | 1825  | 1800's Baluster Pin Top Plain   | 2.25 x 44   |       |         |         |       | X      |        |         |           |             |
| 54             | 1825D | 1800's Baluster Pin Top Reed    | 2.25 x 35   |       |         |         |       | X      |        |         |           |             |
| 54             | 1825D | 1800's Baluster Pin Top Reed    | 2.25 x 37.5 |       |         |         |       | X      |        |         |           |             |
| 54             | 1825D | 1800's Baluster Pin Top Reed    | 2.25 x 39   |       |         |         |       | X      |        |         |           |             |
| 54             | 1825D | 1800's Baluster Pin Top Reed    | 2.25 x 44   |       |         |         |       | X      |        |         |           |             |
| 56             | 2005  | Carolina Baluster Sq Top Plain  | 1.75 x 34   |       |         |         |       | X      | X      |         |           |             |
| 56             | 2005  | Carolina Baluster Sq Top Plain  | 1.75 x 38   |       |         |         |       | X      | X      |         |           |             |
| 56             | 2005  | Carolina Baluster Sq Top Plain  | 1.75 x 42   |       |         |         |       | X      | X      |         |           |             |
| 56             | 20058 | Carolina Baluster Sq Top Oct    | 1.75 x 34   |       |         |         |       | X      |        |         |           |             |
| 56             | 20058 | Carolina Baluster Sq Top Oct    | 1.75 x 38   |       |         |         |       | X      |        |         |           |             |
| 56             | 20058 | Carolina Baluster Sq Top Oct    | 1.75 x 42   |       |         |         |       | X      |        |         |           |             |
| 56             | 2005F | Carolina Baluster Sq Top Flute  | 1.75 x 34   |       |         |         |       | X      | X      |         |           |             |
| 56             | 2005F | Carolina Baluster Sq Top Flute  | 1.75 x 38   |       |         |         |       | X      | X      |         |           |             |
| 56             | 2005F | Carolina Baluster Sq Top Flute  | 1.75 x 42   |       |         |         |       | X      | X      |         |           |             |
| 56             | 2005T | Carolina Baluster Sq Top Twist  | 1.75 x 34   |       |         |         |       | X      |        |         |           |             |
| 56             | 2005T | Carolina Baluster Sq Top Twist  | 1.75 x 38   |       |         |         |       | X      |        |         |           |             |
| 56             | 2005T | Carolina Baluster Sq Top Twist  | 1.75 x 42   |       |         |         |       | X      |        |         |           |             |
| 56             | 2006  | Carolina Baluster Sq Top Plain  | 1.75 x 35   |       |         |         | X     | X      | X      |         |           |             |
| 56             | 2006  | Carolina Baluster Sq Top Plain  | 1.75 x 37.5 |       |         |         | X     | X      | X      |         |           |             |
| 56             | 2006  | Carolina Baluster Sq Top Plain  | 1.75 x 39   |       |         |         | X     | X      | X      |         |           |             |
| 56             | 2006  | Carolina Baluster Sq Top Plain  | 1.75 x 44   |       |         |         | X     | X      | X      |         |           |             |
| 56             | 2006F | Carolina Baluster Sq Top Flute  | 1.75 x 35   |       |         |         | X     | X      | X      |         |           |             |
| 56             | 2006F | Carolina Baluster Sq Top Flute  | 1.75 x 37.5 |       |         |         | X     | X      | X      |         |           |             |
| 56             | 2006F | Carolina Baluster Sq Top Flute  | 1.75 x 39   |       |         |         | X     | X      | X      |         |           |             |
| 56             | 2006F | Carolina Baluster Sq Top Flute  | 1.75 x 44   |       |         |         | X     | X      | X      |         |           |             |
| 56             | 2006T | Carolina Baluster Sq Top Twist  | 1.75 x 35   |       |         |         | X     | X      | X      |         |           |             |
| 56             | 2006T | Carolina Baluster Sq Top Twist  | 1.75 x 37.5 |       |         |         | X     | X      | X      |         |           |             |
| 56             | 2006T | Carolina Baluster Sq Top Twist  | 1.75 x 39   |       |         |         | X     | X      | X      |         |           |             |
| 56             | 2006T | Carolina Baluster Sq Top Twist  | 1.75 x 44   |       |         |         | X     | X      | X      |         |           |             |
| 50             | 2011  | Sierra Baluster Pin Top Plain   | 1.25 x 34   |       |         |         | X     | X      | X      |         |           |             |
| 50             | 2011  | Sierra Baluster Pin Top Plain   | 1.25 x 38   |       |         |         | X     | X      | X      |         |           |             |
| 50             | 2011  | Sierra Baluster Pin Top Plain   | 1.25 x 42   |       |         |         | X     | X      | X      |         |           |             |
| 50             | 2013  | Sierra Baluster Pin Top Plain   | 1.25 x 35   |       |         |         | X     | X      | X      |         |           |             |
| 50             | 2013  | Sierra Baluster Pin Top Plain   | 1.25 x 37.5 |       |         |         | X     | X      | X      |         |           |             |
| 50             | 2013  | Sierra Baluster Pin Top Plain   | 1.25 x 39   |       |         |         | X     | X      | X      |         |           |             |
| 50             | 2013  | Sierra Baluster Pin Top Plain   | 1.25 x 42   |       |         |         | X     | X      | X      |         |           |             |
| 56             | 2015  | Carolina Baluster Pin Top Plain | 1.75 x 34   |       |         |         |       | X      | X      |         |           |             |
| 56             | 2015  | Carolina Baluster Pin Top Plain | 1.75 x 38   |       |         |         |       | X      | X      |         |           |             |
| 56             | 2015  | Carolina Baluster Pin Top Plain | 1.75 x 42   |       |         |         |       | X      | X      |         |           |             |
| 56             | 20158 | Carolina Baluster Pin Top Oct   | 1.75 x 34   |       |         |         |       | X      |        |         |           |             |
| 56             | 20158 | Carolina Baluster Pin Top Oct   | 1.75 x 38   |       |         |         |       | X      |        |         |           |             |
| 56             | 20158 | Carolina Baluster Pin Top Oct   | 1.75 x 42   |       |         |         |       | X      |        |         |           |             |
| 56             | 2015F | Carolina Baluster Pin Top Flute | 1.75 x 34   |       |         |         |       | X      | X      |         |           |             |
| 56             | 2015F | Carolina Baluster Pin Top Flute | 1.75 x 38   |       |         |         |       | X      | X      |         |           |             |
| 56             | 2015F | Carolina Baluster Pin Top Flute |             |       |         |         |       |        |        |         |           |             |



| Wood Balusters |       |                                 |             | Beech | Hemlock | Hickory | Maple | Poplar | Primed | Red Oak | White Oak | Yellow Pine |
|----------------|-------|---------------------------------|-------------|-------|---------|---------|-------|--------|--------|---------|-----------|-------------|
| pg.            | Model | Description                     | Size        |       |         |         |       |        |        |         |           |             |
| 56             | 2016F | Carolina Baluster Pin Top Flute | 1.75 x 35   |       |         |         | X     | X      | X      | X       |           |             |
| 56             | 2016F | Carolina Baluster Pin Top Flute | 1.75 x 37.5 |       |         |         | X     | X      | X      | X       |           |             |
| 56             | 2016F | Carolina Baluster Pin Top Flute | 1.75 x 39   |       |         |         | X     | X      | X      | X       |           |             |
| 56             | 2016F | Carolina Baluster Pin Top Flute | 1.75 x 44   |       |         |         | X     | X      | X      | X       |           |             |
| 56             | 2016T | Carolina Baluster Pin Top Twist | 1.75 x 35   |       |         |         | X     | X      | X      |         |           |             |
| 56             | 2016T | Carolina Baluster Pin Top Twist | 1.75 x 37.5 |       |         |         | X     | X      | X      |         |           |             |
| 56             | 2016T | Carolina Baluster Pin Top Twist | 1.75 x 39   |       |         |         | X     | X      | X      |         |           |             |
| 56             | 2016T | Carolina Baluster Pin Top Twist | 1.75 x 44   |       |         |         | X     | X      | X      |         |           |             |
| 50             | 2025  | Sierra Baluster Sq Top Plain    | 1.25 x 35   |       |         |         | X     | X      | X      |         |           |             |
| 50             | 2025  | Sierra Baluster Sq Top Plain    | 1.25 x 37.5 |       |         |         | X     | X      | X      |         |           |             |
| 50             | 2025  | Sierra Baluster Sq Top Plain    | 1.25 x 39   |       |         |         | X     | X      | X      |         |           |             |
| 50             | 2025  | Sierra Baluster Sq Top Plain    | 1.25 x 42   |       |         |         | X     | X      | X      |         |           |             |
| 50             | 2105  | Sierra Baluster Sq Top Plain    | 1.75 x 35   |       |         |         |       |        | X      | X       |           |             |
| 50             | 2105  | Sierra Baluster Sq Top Plain    | 1.75 x 37.5 |       |         |         |       |        | X      | X       |           |             |
| 50             | 2105  | Sierra Baluster Sq Top Plain    | 1.75 x 39   |       |         |         |       |        | X      | X       |           |             |
| 50             | 2105  | Sierra Baluster Sq Top Plain    | 1.75 x 44   |       |         |         |       |        | X      | X       |           |             |
| 50             | 2111  | Sierra Baluster Pin Top Plain   | 1.75 x 34   |       |         |         | X     | X      | X      |         |           |             |
| 50             | 2111  | Sierra Baluster Pin Top Plain   | 1.75 x 38   |       |         |         | X     | X      | X      |         |           |             |
| 50             | 2111  | Sierra Baluster Pin Top Plain   | 1.75 x 42   |       |         |         | X     | X      | X      |         |           |             |
| 50             | 2115  | Sierra Baluster Pin Top Plain   | 1.75 x 35   |       |         |         | X     | X      | X      |         |           |             |
| 50             | 2115  | Sierra Baluster Pin Top Plain   | 1.75 x 37.5 |       |         |         | X     | X      | X      |         |           |             |
| 50             | 2115  | Sierra Baluster Pin Top Plain   | 1.75 x 39   |       |         |         | X     | X      | X      |         |           |             |
| 50             | 2115  | Sierra Baluster Pin Top Plain   | 1.75 x 44   |       |         |         | X     | X      | X      |         |           |             |
| 58             | 5005  | Hampton Baluster Sq Top         | 1.75 x 34   |       |         |         |       |        | X      | X       |           |             |
| 58             | 5005  | Hampton Baluster Sq Top         | 1.75 x 38   |       |         |         |       |        | X      | X       |           |             |
| 58             | 5005  | Hampton Baluster Sq Top         | 1.75 x 42   |       |         |         |       |        | X      | X       |           |             |
| 58             | 50058 | Hampton Baluster Sq Top Oct     | 1.75 x 34   |       |         |         |       |        |        | X       |           |             |
| 58             | 50058 | Hampton Baluster Sq Top Oct     | 1.75 x 38   |       |         |         |       |        |        | X       |           |             |
| 58             | 50058 | Hampton Baluster Sq Top Oct     | 1.75 x 42   |       |         |         |       |        |        | X       |           |             |
| 58             | 5006  | Hampton Baluster Sq Top         | 1.75 x 31   |       |         |         |       |        | X      | X       | X         |             |
| 58             | 5006  | Hampton Baluster Sq Top         | 1.75 X 36   | X     | X       |         |       |        | X      | X       | X         |             |
| 58             | 5006  | Hampton Baluster Sq Top         | 1.75 x 42   | X     | X       |         |       |        | X      | X       | X         |             |
| 60             | 5010  | Colonial Baluster Tapered       | 1.50 x 36   | X     |         |         |       |        | X      | X       |           |             |
| 60             | 5010  | Colonial Baluster Tapered       | 1.50 x 39   | X     |         |         |       |        | X      | X       |           |             |
| 60             | 5010  | Colonial Baluster Tapered       | 1.50 x 42   | X     |         |         |       |        | X      | X       |           |             |
| 60             | 5015  | Colonial Baluster Pin Top       | 1.25 x 34   | X     |         |         |       |        | X      | X       |           |             |
| 60             | 5015  | Colonial Baluster Pin Top       | 1.25 x 38   | X     |         |         |       |        | X      | X       |           |             |
| 60             | 5015  | Colonial Baluster Pin Top       | 1.25 x 42   | X     |         |         |       |        | X      | X       |           |             |
| 60             | 5016  | Colonial Baluster Pin Top       | 1.25 x 31   | X     | X       |         |       |        | X      | X       | X         |             |
| 60             | 5016  | Colonial Baluster Pin Top       | 1.25 x 34   | X     | X       |         |       |        | X      | X       | X         |             |
| 60             | 5016  | Colonial Baluster Pin Top       | 1.25 x 36   | X     | X       |         |       |        | X      | X       | X         |             |
| 60             | 5016  | Colonial Baluster Pin Top       | 1.25 x 39   | X     | X       |         |       |        | X      | X       | X         |             |
| 60             | 5016  | Colonial Baluster Pin Top       | 1.25 x 42   | X     | X       |         |       |        | X      | X       | X         |             |
| 60             | 5016  | Colonial Baluster Pin Top       | 1.25 x 45   | X     |         |         |       |        | X      | X       |           |             |
| 62             | 5060  | Contemporary Balstr S4S Square  | 1.25 x 36   | X     | X       |         |       |        | X      | X       | X         | X           |
| 62             | 5060  | Contemporary Balstr S4S Square  | 1.25 x 42   | X     | X       |         |       |        | X      | X       | X         | X           |
| 62             | 5061  | Contemporary Balstr S4S Square  | 1.25 x 36   | X     | X       |         |       |        | X      | X       |           |             |
| 62             | 5061  | Contemporary Balstr S4S Square  | 1.25 x 42   | X     |         |         |       |        | X      | X       |           |             |
| 60             | 5067  | Colonial Baluster Sq Top        | 1.25 x 34   |       |         |         |       |        | X      | X       |           |             |
| 60             | 5067  | Colonial Baluster Sq Top        | 1.25 x 38   |       |         |         |       |        | X      | X       |           |             |
| 60             | 5067  | Colonial Baluster Sq Top        | 1.25 x 42   |       |         |         |       |        | X      | X       |           |             |
| 60             | 5068  | Colonial Baluster Sq Top        | 1.25 x 31   |       |         |         |       |        | X      | X       |           |             |
| 60             | 5068  | Colonial Baluster Sq Top        | 1.25 x 35   | X     |         |         |       |        | X      | X       |           |             |
| 60             | 5068  | Colonial Baluster Sq Top        | 1.25 x 37.5 | X     |         |         |       |        | X      | X       |           |             |
| 60             | 5068  | Colonial Baluster Sq Top        | 1.25 x 39   | X     |         |         |       |        | X      | X       |           |             |
| 60             | 5068  | Colonial Baluster Sq Top        | 1.25 x 42   | X     |         |         |       |        | X      | X       |           |             |
| 62             | 5070  | Baluster Square Top             | 1.25 x 35   |       |         |         |       |        | X      | X       |           |             |
| 62             | 5070  | Baluster Square Top             | 1.25 x 37.5 |       |         |         |       |        | X      | X       |           |             |
| 62             | 5070  | Baluster Square Top             | 1.25 x 39   |       |         |         |       |        | X      | X       |           |             |
| 62             | 5070  | Baluster Square Top             | 1.25 x 42   |       |         |         |       |        | X      | X       |           |             |
| 58             | 5106  | Hampton Baluster Sq Top         | 1.75 x 35   |       |         |         |       |        | X      | X       |           |             |
| 58             | 5106  | Hampton Baluster Sq Top         | 1.75 x 37.5 |       |         |         |       |        | X      | X       |           |             |
| 58             | 5106  | Hampton Baluster Sq Top         | 1.75 x 39   |       |         |         |       |        | X      | X       |           |             |
| 58             | 5106  | Hampton Baluster Sq Top         | 1.75 x 44   |       |         |         |       |        | X      | X       |           |             |
| 60             | 5141  | Colonial Baluster Sq Top        | 1.25 x 34   | X     | X       |         |       |        | X      | X       | X         |             |
| 60             | 5141  | Colonial Baluster Sq Top        | 1.25 x 38   | X     | X       |         |       |        | X      | X       | X         |             |
| 60             | 5141  | Colonial Baluster Sq Top        | 1.25 x 42   | X     | X       |         |       |        | X      | X       | X         |             |
| 60             | 5142  | Colonial Baluster Sq Top        | 1.25 x 31   |       |         |         |       |        | X      | X       | X         |             |
| 60             | 5142  | Colonial Baluster Sq Top        | 1.25 x 35   | X     |         |         |       |        | X      | X       | X         |             |
| 60             | 5142  | Colonial Baluster Sq Top        | 1.25 x 37.5 | X     |         |         |       |        | X      | X       | X         |             |
| 60             | 5142  | Colonial Baluster Sq Top        | 1.25 x 39   | X     |         |         |       |        | X      | X       | X         |             |
| 60             | 5142  | Colonial Baluster Sq Top        | 1.25 x 42   | X     |         |         |       |        | X      | X       | X         |             |
| 58             | 5200  | Hampton Baluster Pin Top        | 1.25 x 34   |       |         |         |       |        | X      | X       |           |             |
| 58             | 5200  | Hampton Baluster Pin Top        | 1.25 x 38   |       |         |         |       |        | X      | X       |           |             |
| 58             | 5200  | Hampton Baluster Pin Top        | 1.25 x 42   |       |         |         |       |        | X      | X       |           |             |
| 58             | 5205  | Hampton Baluster Sq Top         | 1.25 x 36   | X     | X       |         |       |        | X      | X       | X         |             |
| 58             | 5205  | Hampton Baluster Sq Top         | 1.25 x 42   | X     | X       |         |       |        | X      | X       | X         |             |


| Wood Balusters |        |                                 |             | Beech | Hemlock | Hickory | Maple | Poplar | Primed | Red Oak | White Oak | Yellow Pine |
|----------------|--------|---------------------------------|-------------|-------|---------|---------|-------|--------|--------|---------|-----------|-------------|
| pg.            | Model  | Description                     | Size        |       |         |         |       |        |        |         |           |             |
| 58             | 5300   | Hampton Baluster Pin Top        | 1.75 x 34   |       |         |         |       |        | X      | X       |           |             |
| 58             | 5300   | Hampton Baluster Pin Top        | 1.75 x 38   |       |         |         |       |        | X      | X       |           |             |
| 58             | 5300   | Hampton Baluster Pin Top        | 1.75 x 42   |       |         |         |       |        | X      | X       |           |             |
| 58             | 53008  | Hampton Baluster Pin Top Oct    | 1.75 x 34   | X     |         |         |       |        |        | X       |           |             |
| 58             | 53008  | Hampton Baluster Pin Top Oct    | 1.75 x 38   | X     |         |         |       |        |        | X       |           |             |
| 58             | 53008  | Hampton Baluster Pin Top Oct    | 1.75 x 42   | X     |         |         |       |        |        | X       |           |             |
| 58             | 5301   | Hampton Baluster Pin Top        | 1.75 x 35   |       |         |         |       | X      | X      | X       | X         |             |
| 58             | 5301   | Hampton Baluster Pin Top        | 1.75 x 37.5 |       |         |         |       | X      | X      | X       | X         |             |
| 58             | 5301   | Hampton Baluster Pin Top        | 1.75 x 39   |       |         |         |       | X      | X      | X       | X         |             |
| 58             | 5301   | Hampton Baluster Pin Top        | 1.75 x 44   |       |         |         |       | X      | X      | X       | X         |             |
| 62             | 5360   | Contemporary Balstr S4S Square  | 1.75 X 36   |       |         |         | X     | X      | X      | X       | X         | X           |
| 62             | 5360   | Contemporary Balstr S4S Square  | 1.75 x 42   |       |         |         | X     | X      | X      | X       | X         | X           |
| 62             | 5361   | Contemporary Balstr S4S Square  | 1.75 X 36   |       |         |         |       | X      | X      | X       |           |             |
| 62             | 5361   | Contemporary Balstr S4S Square  | 1.75 x 42   |       |         |         |       | X      | X      | X       |           |             |
| 62             | 5370   | Baluster Square Top             | 1.75 x 35   |       |         |         |       |        | X      | X       |           |             |
| 62             | 5370   | Baluster Square Top             | 1.75 x 37.5 |       |         |         |       |        | X      | X       |           |             |
| 62             | 5370   | Baluster Square Top             | 1.75 x 39   |       |         |         |       |        | X      | X       |           |             |
| 62             | 5370   | Baluster Square Top             | 1.75 x 44   |       |         |         |       |        | X      | X       |           |             |
| 62             | 5380   | Baluster Pin Top                | 1.75 x 35   |       |         |         |       |        | X      | X       |           |             |
| 62             | 5380   | Baluster Pin Top                | 1.75 x 37.5 |       |         |         |       |        | X      | X       |           |             |
| 62             | 5380   | Baluster Pin Top                | 1.75 x 39   |       |         |         |       |        | X      | X       |           |             |
| 62             | 5380   | Baluster Pin Top                | 1.75 x 44   |       |         |         |       |        | X      | X       |           |             |
| 60             | 5891   | Colonial Baluster Pin Top       | 1.25 x 34   | X     |         |         |       |        |        | X       | X         |             |
| 60             | 5891   | Colonial Baluster Pin Top       | 1.25 x 36   | X     |         |         |       |        |        | X       | X         |             |
| 60             | 5891   | Colonial Baluster Pin Top       | 1.25 x 39   | X     |         |         |       |        |        | X       | X         |             |
| 60             | 5891   | Colonial Baluster Pin Top       | 1.25 x 42   | X     |         |         |       |        |        | X       | X         |             |
| 60             | 5892   | Colonial Baluster Pin Top       | 1.25 x 34   | X     |         |         |       |        |        | X       | X         |             |
| 60             | 5892   | Colonial Baluster Pin Top       | 1.25 x 36   | X     |         |         |       |        |        | X       | X         |             |
| 60             | 5892   | Colonial Baluster Pin Top       | 1.25 x 39   | X     |         |         |       |        |        | X       | X         |             |
| 60             | 5892   | Colonial Baluster Pin Top       | 1.25 x 42   | X     |         |         |       |        |        | X       | X         |             |
| 60             | 5894   | Colonial Baluster Pin Top       | 1.25 x 34   | X     |         |         |       |        |        | X       | X         |             |
| 60             | 5894   | Colonial Baluster Pin Top       | 1.25 x 36   | X     |         |         |       |        |        | X       | X         |             |
| 60             | 5894   | Colonial Baluster Pin Top       | 1.25 x 39   | X     |         |         |       |        |        | X       | X         |             |
| 60             | 5894   | Colonial Baluster Pin Top       | 1.25 x 42   | X     |         |         |       |        |        | X       | X         |             |
| 53             | 8515   | Jefferson Balustr Pin Top Plain | 1.75 x 35   |       |         |         |       |        |        | X       | X         |             |
| 53             | 8515   | Jefferson Balustr Pin Top Plain | 1.75 x 37.5 |       |         |         |       |        |        | X       | X         |             |
| 53             | 8515   | Jefferson Balustr Pin Top Plain | 1.75 x 39   |       |         |         |       |        |        | X       | X         |             |
| 53             | 8515   | Jefferson Balustr Pin Top Plain | 1.75 x 44   |       |         |         |       |        |        | X       | X         |             |
| 53             | 85158  | Jefferson Balustr Pin Top Oct   | 1.75 x 35   |       |         |         |       |        |        | X       |           |             |
| 53             | 85158  | Jefferson Balustr Pin Top Oct   | 1.75 x 37.5 |       |         |         |       |        |        | X       |           |             |
| 53             | 85158  | Jefferson Balustr Pin Top Oct   | 1.75 x 39   |       |         |         |       |        |        | X       |           |             |
| 53             | 85158  | Jefferson Balustr Pin Top Oct   | 1.75 x 44   |       |         |         |       |        |        | X       |           |             |
| 53             | 8515F  | Jefferson Balustr Pin Top Flute | 1.75 x 35   |       |         |         |       |        |        | X       | X         |             |
| 53             | 8515F  | Jefferson Balustr Pin Top Flute | 1.75 x 37.5 |       |         |         |       |        |        | X       | X         |             |
| 53             | 8515F  | Jefferson Balustr Pin Top Flute | 1.75 x 39   |       |         |         |       |        |        | X       | X         |             |
| 53             | 8515R  | Jefferson Balustr Pin Top Rope  | 1.75 x 35   |       |         |         |       |        |        | X       | X         |             |
| 53             | 8515R  | Jefferson Balustr Pin Top Rope  | 1.75 x 37.5 |       |         |         |       |        |        | X       | X         |             |
| 53             | 8515R  | Jefferson Balustr Pin Top Rope  | 1.75 x 39   |       |         |         |       |        |        | X       | X         |             |
| 53             | 8515R  | Jefferson Balustr Pin Top Rope  | 1.75 x 44   |       |         |         |       |        |        | X       | X         |             |
| 52             | 9005   | W'burg Baluster Sq Top Plain    | 1.75 x 35   |       |         |         |       |        |        | X       | X         |             |
| 52             | 9005   | W'burg Baluster Sq Top Plain    | 1.75 x 37.5 |       |         |         |       |        |        | X       | X         |             |
| 52             | 9005   | W'burg Baluster Sq Top Plain    | 1.75 x 39   |       |         |         |       |        |        | X       | X         |             |
| 52             | 9005F  | W'burg Baluster Sq Top Flute    | 1.75 x 35   |       |         |         |       |        |        | X       | X         |             |
| 52             | 9005F  | W'burg Baluster Sq Top Flute    | 1.75 x 37.5 |       |         |         |       |        |        | X       | X         |             |
| 52             | 9005F  | W'burg Baluster Sq Top Flute    | 1.75 x 39   |       |         |         |       |        |        | X       | X         |             |
| 52             | 9005F  | W'burg Baluster Sq Top Flute    | 1.75 x 44   |       |         |         |       |        |        | X       | X         |             |
| 52             | 9005R  | W'burg Baluster Sq Top Rope     | 1.75 x 35   |       |         |         |       |        |        | X       | X         |             |
| 52             | 9005R  | W'burg Baluster Sq Top Rope     | 1.75 x 37.5 |       |         |         |       |        |        | X       | X         |             |
| 52             | 9005R  | W'burg Baluster Sq Top Rope     | 1.75 x 39   |       |         |         |       |        |        | X       | X         |             |
| 52             | 9005R  | W'burg Baluster Sq Top Rope     | 1.75 x 44   |       |         |         |       |        |        | X       | X         |             |
| 52             | 9015   | W'burg Baluster Pin Top Plain   | 1.75 x 35   |       |         |         |       |        |        | X       | X         |             |
| 52             | 9015   | W'burg Baluster Pin Top Plain   | 1.75 x 37.5 |       |         |         |       |        |        | X       | X         |             |
| 52             | 9015   | W'burg Baluster Pin Top Plain   | 1.75 x 39   |       |         |         |       |        |        | X       | X         |             |
| 52             | 9015</ |                                 |             |       |         |         |       |        |        |         |           |             |

# Crown<sup>®</sup> Heritage

No detail is too small,  
No element insignificant...

This is true craftsmanship.

This is Crown Heritage, one of the nation's  
largest stairparts manufacturer and provider  
of handcrafted solutions to fit every home  
with timeless designs.



[brosco.com](http://brosco.com)



#BuiltByBROSCO

94480801 2/24

