

SIMULATED DIVIDED LIGHT OPTIONS



A mill finish spacer bar between glass with our all-in-one SDL frame provides the look of a true divided light with the energy efficiency of a single light.

- Low-E Glass SDL's In Stock
- Standard Shop Times
- Spacer Bar installed between Glass
- Contoured Grille Bars in Traditional Style 1-1/8" or Craftsman Style 7/8"
- Sidelights Available
- Available in all JELD-WEN Door Families
- Economic Value


	SDL OPTIONS		
	Low-E Glass SDL Frames	Textured & Beveled Glass SDL Frames	Custom Applied SDL Bars
	In Stock	Factory Order	BROSCO Shop
Lead Time	Standard Shop Time	Factory Lead Time	Extended Shop Time
Spacer Bar	✓	✓	—
Value	\$	\$\$	\$\$\$
Custom Layout	—	—	✓




Design-Pro In Stock SDL's with Spacer Bar




DMC-866SD3-LE
3-Light
2-8, 3-0 x 6-8
3-0 x 7-0



DMC-866SD6-LE
6-Light
2-8, 3-0 x 6-8
3-0 x 7-0



DFC-866SD3-LE
3-Light
3-0 x 6-8



DFC-866SD6-LE
6-Light
3-0 x 6-8



DO-684SD9-LE
9-Light
2-8, 3-0 x 6-8



DF-684SD9-LE-1P
9-Light
3-0 x 6-8
3-0 x 7-0



DF-684SD9-LE-2P
9-Light
2-8, 3-0 x 6-8
3-0 x 7-0



JELD-WEN
WINDOWS & DOORS

BUILT BY



Smooth-Pro In Stock SDL's with Spacer Bar



SPC-866SD3-LE
3-Light
2-8, 3-0 x 6-8
3-0 x 7-0



SPC-866SD6-LE
6-Light
2-8, 3-0 x 6-8
3-0 x 7-0




SPC-686SD15-LE
15-Light
2-8, 2-10, 3-0 x 6-8
2-8, 3-0 x 7-0



SP-607SD4-LE-1P
4-Light
2-8, 3-0 x 6-8



SP-607SD4-LE-2P
4-Light
2-8, 3-0 x 6-8



SP-607SD6-LE-1P
6-Light
2-8, 3-0 x 6-8



SP-607SD6-LE-2P
6-Light
2-8, 3-0 x 6-8




SP-607SD12-LE-1P
12-Light
2-8, 3-0 x 6-8



SP-607SD12-LE-2P
12-Light
2-8, 3-0 x 6-8



SP-692SD3-LE
Twin Light
2-8, 3-0 x 6-8



SP-684SD9-LE-1P
9-Light
2-8, 2-10, 3-0 x 6-8
2-8, 2-10, 3-0 x 7-0



SP-684SD9-LE-1PL
9-Light
3-0 x 6-8



SP-684SD9-LE-2P
9-Light
2-8, 2-10, 3-0 x 6-8
2-8, 3-0 x 7-0



SP8-684SD4-LE-1P
4-Light
3-0 x 8-0



SP8-684SD4-LE-2P
4-Light
3-0 x 8-0



SP8-684SD6-LE-1P
6-Light
3-0 x 8-0



SP8-684SD6-LE-2P
6-Light
3-0 x 8-0



SP8-684SD12-LE-1P
12-Light
3-0 x 8-0



SP8-684SD12-LE-2P
12-Light
3-0 x 8-0



JELD-WEN
WINDOWS & DOORS

BUILT BY

